



# 2015 PASER Report

*Prepared for*

City of St. Clair

September 2015

AEW Project No. 0186-0142

**Prepared by**

Anderson, Eckstein and Westrick, Inc.

---

Civil Engineers  
Surveyors  
Architects



# Table of Contents

1.0	INTRODUCTION .....	1
2.0	PURPOSE OF THE STUDY .....	2
3.0	METHOD OF EVALUATION .....	2
4.0	COMPILATION OF RESULTS .....	3
5.0	CONCLUSION.....	6
	APPENDIX .....	7

## List of Tables

Table 1	Asphalt Repair Methods by PASER Rating .....	3
Table 2	Concrete Repair Methods by PASER Rating .....	4
Table 3	Mileage Comparison of PASER Ratings by Surface Type.....	5
Table 4	Construction Needs by PASER Rating Group .....	5
Table 5	General Pavement Condition Since 2008 .....	6

## Appendices

Appendix	All Streets by 2015 PASER Rating .....	A-1
Appendix	Major Streets by 2015 PASER Rating .....	A-2
Appendix	Local Streets by 2015 PASER Rating.....	A-3
Appendix	Alphabetical Listing of All Streets.....	A-4
Appendix	2015 PASER Rating Map .....	B-1
Appendix	Road Surface Type Map .....	B-2

## **1.0 INTRODUCTION**

Anderson, Eckstein and Westrick, Inc. (AEW) recently completed a study for the City of St. Clair which rated approximately 27.1 miles of the city's streets using the PASER system.

This report summarizes the results of the study, which was conducted on July 16<sup>th</sup>, 2015 by AEW personnel with assistance from the city. The study consisted of visual inspection and evaluation of each street segment in the system using the Pavement Surface Evaluation and Rating (PASER) system. The PASER manual was prepared by the Wisconsin Transportation Information Center (T.I.C.) with assistance from the Federal Highway Administration, the Wisconsin Department of Transportation, and the University of Wisconsin-Extension.

The study included inputting the current rating information, number of lanes and pavement type into Michigan Technological University Local Technical Assistance Programs' (LTAP) Laptop Data Collector (LDC) software. Data was then exported from the LDC and imported into the RoadSoft GIS software. This software is a graphically interfaced, integrated pavement management system developed for Michigan's local road agencies to use in the analysis and reporting of roadway inventory, safety and condition data. It is partially funded by a special grant from MDOT and provided to local agencies at no cost.

It is anticipated that this report will give the necessary information for the maintenance and/or rehabilitation of the city's street system. A yearly update of this study is recommended to achieve the most effective program.

The nature of the typical street construction methods and materials in Michigan and the deteriorating effects of frost and de-icing salts used, result in a situation that makes maintenance and rehabilitation of streets a never ending process. The use of new and

innovative equipment and materials which are continually being developed should be reviewed in the rehabilitation process.

## **2.0 PURPOSE OF THE STUDY**

The study was authorized in order to provide to the city the condition of all streets in the city system, to rate the condition of each street segment, and to identify needed maintenance and repair. The results of the study will be the basis for the development of programs depending on availability of funds. The study should be kept current on an annual basis.

It should be noted that, because the recommended improvements are not based upon a detailed engineering analysis, specific programs will require additional work to assemble and identify specific areas and details of the work to be done. This report is intended to give an overview of the total needs, but does not provide detailed engineering for specific programs. Plans and specifications for recommended rehabilitation work that are required for bidding and completing a specific project will require a much more detailed study at the time a program is implemented. It is necessary to obtain subgrade information, grades, elevations, and detailed quantities. Specifications must be developed to cover items of work. It should be noted that the estimated costs are preliminary and are intended only to give a general range of costs.

## **3.0 METHOD OF EVALUATION**

As stated in the Introduction, AEW rated the asphalt and concrete streets using the Pavement Surface Evaluation and Rating (PASER) system. The PASER rating scale ranges between “1” (very poor condition) to “10” (excellent condition). It has been our experience that most pavements will deteriorate through the phases listed in the rating schedule. The amount of time it takes to go from an excellent (10) to a very poor condition (1) depends largely on the quality of the original construction, amount of preventative maintenance and the amount of heavy traffic loading.

Rating a street segment involves evaluating conditions over a considerable length. No street segment has entirely consistent conditions. Most of the street sections we evaluated were broken up on a block by block basis. Even with these relatively small lengths, some “averaging” was necessary. The objective of the PASER system is to rate the condition that represents the majority of the pavement. Small or isolated defects did not influence the rating.

Occasionally pavement conditions vary significantly. Short sections of good condition may be followed by sections of poor pavement condition. In these conditions, the PASER manual suggests that it is best to rate the pavement according to the worst condition. In cases where there is a well-defined point where the condition changes enough to warrant separate ratings that are significantly different (such as the endpoint of previous construction), a segment “split” is created, allowing the segment to have different ratings. Additionally, in areas where the pavement type changes within a segment, a split is created so that the data reflects the change.

## 4.0 COMPILATION OF RESULTS

Consistent with the PASER manual, the following is a summary of the repair methods recommended (and estimated repair costs) as they relate to the condition ratings:

<b>Asphalt Rating</b>	<b>Repair</b>	<b>Cost</b>
10	No maintenance required	--
9	No maintenance required	--
8	Routine maint., cracksealing and minor patching	--
7	Routine maint., cracksealing and minor patching	--
6	Preservative treatments (slurry and/or seal coating)	--
5	Mill existing surface and 3" Bituminous Overlay	\$70.00/SY
4	Mill existing surface and 3" Bituminous Overlay	\$70.00/SY
3	Reconstruct – 4" Bituminous on 12" Agg. Base	\$110.00/SY
2	Reconstruct – 4" Bituminous on 12" Agg. Base	\$110.00/SY
1	Reconstruct – 4" Bituminous on 12" Agg. Base	\$110.00/SY

**Table 1.** Asphalt Repair Methods by PASER Rating

<b>Concrete Rating</b>	<b>Repair</b>	<b>Cost</b>
10	No maintenance required	--
9	No maintenance required	--
8	Routine maint., cracksealing and minor patching	--
7	Routine maint., cracksealing and minor patching	--
6	Surface repair or partial depth patching	--
5	Concrete Patching	\$50.00/SY
4	Concrete Patching and Diamond grinding	\$60.00/SY
3	Reconstruct	\$140.00/SY
2	Reconstruct	\$140.00/SY
1	Reconstruct	\$140.00/SY

**Table 2.** Concrete Repair Methods by PASER Rating

It should be noted that the cost estimates provided are not based upon a detailed engineering analysis, but on approximate quantities (2015 dollars). In order to apply consistent unit costs to all segments with a particular rating, it was also necessary to make assumptions of consistent existing pavement widths, curb types, and pavement structures. Additionally, estimates are based on the unit costs of an average-sized project. Larger projects would be expected to have a lower unit cost, while smaller projects would have a higher unit cost. Cost estimates include the approximate construction cost, engineering design, construction observation, and contingencies.

Cost estimates are intended to present a general overview of costs and should be used only to give a preliminary indication of costs. More detailed cost estimates would be necessary for final project budgeting. Cost estimates should be updated and revised as a part of the continuing revision of this report.

Appendix A provides street listings that have been sorted four different ways: all streets by 2015 PASER rating, major streets by 2015 PASER rating, local streets by 2015 PASER rating, and an alphabetical listing of all streets.

The following tables show the mileage of roads with each PASER rating. The mileages are shown for each surface type, as well as the total mileage for all rated streets. Tables showing the total estimated construction costs for concrete and asphalt streets have also been provided. These costs are divided into PASER rating groups based on the type of repairs required. Ratings 6 to 10 are not included, as this study does not include any estimates for preventative maintenance. PASER ratings 1 to 3 are grouped to represent pavement reconstruction costs.

Asphalt		Concrete/Composite		Total	
PASER Rating	Miles	PASER Rating	Miles	PASER Rating	Miles
10	0.000	10	0.000	10	0.000
9	0.141	9	0.000	9	0.141
8	1.817	8	0.000	8	1.817
7	2.681	7	0.000	7	2.681
6	1.055	6	0.370	6	1.425
5	2.382	5	0.608	5	2.990
4	4.015	4	0.765	4	4.780
3	4.063	3	0.761	3	4.824
2	6.592	2	0.143	2	6.735
1	1.387	1	0.000	1	1.387
	24.133		2.647		26.780
6-10	5.694	6-10	0.370	6-10	6.064
4-5	6.397	4-5	1.373	4-5	7.770
1-3	12.042	1-3	0.904	1-3	12.946
	24.133		2.647		26.780

**Table 3.** Mileage Comparison of 2015 PASER Ratings by Surface Type

Asphalt		Concrete/Composite		Total	
PASER Rating	Total Cost	PASER Rating	Total Cost	PASER Rating	Total Cost
5	\$2,361,580	5	\$487,696	5	\$2,849,276
4	\$4,006,177	4	\$750,323	4	\$4,756,500
1-3	\$19,000,614	1-3	\$1,941,468	1-3	\$20,942,082
	\$25,368,371		\$3,179,487		\$28,547,858

**Table 4.** Construction Needs by PASER Rating Group

<b>PASER Rating</b>	<b>% Totals of City (2008)</b>	<b>% Totals of City (2015)</b>
Good (6-10)	42%	23%
Fair (4-5)	21%	29%
Poor (1-3)	37%	48%
	100%	100%

**Table 5.** General Pavement Condition Since 2008

## 5.0 CONCLUSION

The overall condition of the city's streets is fair, with an average PASER rating of 3.98. Asphalt streets had an average rating of 3.96, with concrete streets averaging 4.11. Approximately 23% of the city's streets (by mileage) are in good condition (rating 6-10), 29% are in fair condition (rating 4-5) and 48% are in poor condition (rating less than 4). This means that roughly 52% of the city's streets are not in need of structural rehabilitation. These streets can be maintained using preventative maintenance such as joint/crack sealing and non-structural resurfacing. Streets in poor condition need structural rehabilitation such as resurfacing with patching and base repair or complete reconstruction. It is generally more cost effective to focus on non-structural rehabilitation in order to extend the useful life of the street rather than to wait until it has failed and reconstruct the street.



## **APPENDIX**

**City of St. Clair 2015 PASER Assessment**  
**All Streets by 2015 PASER Rating**

**Appendix A-1**

Road Name	From	To	Legal Sys	Length (Mile)	2015 RATING	2008 RATING	Surf Type
N 8th St	Thornapple St	Orchard St	City Minor	0.094	9	8	Asphalt
Vine St	N 5th St	N 4th St	City Major	0.047	9	10	Asphalt
Clinton Ave	Oakwood Ln	S Carney Dr	City Major	0.18	8	8	Asphalt
S 9th St	Jay St	Jay St	City Major	0.027	8	10	Asphalt
N 9th St	Adams St	Thornapple St	City Major	0.033	8	10	Asphalt
N 9th St	Thornapple St	Orchard St	City Major	0.094	8	10	Asphalt
N 9th St	Vine St	Robinson St	City Major	0.064	8	9	Asphalt
N 9th St	Robinson St	Waterloo St	City Major	0.035	8	9	Asphalt
N 9th St	Waterloo St	Baird St	City Major	0.032	8	9	Asphalt
N 9th St	Baird St	Royal St	City Major	0.026	8	9	Asphalt
N 9th St	Royal St	Brown St	City Major	0.157	8	9	Asphalt
Vine St	N 9th St	N 6th St	City Major	0.125	8	10	Asphalt
Vine St	N 6th St	N 6th St	City Major	0.015	8	10	Asphalt
Vine St	N 6th St	N 5th St	City Major	0.05	8	10	Asphalt
Vine St	N 4th St	N 3rd St	City Major	0.047	8	10	Asphalt
Vine St	N 3rd St	N 2nd St	City Major	0.048	8	10	Asphalt
Vine St	N 2nd St	N Riverside Ave	City Major	0.051	8	10	Asphalt
Christian B Haas Dr	Yankee Rd	Dead End or Start	City Minor	0.22	8	7	Asphalt
S 6th St	Clinton Ave	Witherall St	City Major	0.047	8	9	Asphalt
S 6th St	Trumbull St	Jay St	City Major	0.048	8	9	Asphalt
N 6th St	N 6th St	Thornapple St	City Major	0.051	8	9	Asphalt
N 6th St	Thornapple St	Mulberry St	City Major	0.047	8	9	Asphalt
N 6th St	Mulberry St	Orchard St	City Major	0.047	8	8	Asphalt
N 6th St	Orchard St	Vine St	City Major	0.048	8	8	Asphalt
Fort St	S Riverside Ave	CSX Transportation	City Minor	0.015	8	3	Asphalt
Vine St	condition change	N 9th St	City Major	0.07	8	10	Asphalt
Saint Clair Hwy	CSX Transportation	condition change	City Major	0.044	8	2	Asphalt
Saint Clair Hwy	condition change	Road Closure	City Major	0.196	8	4	Asphalt
Palmer St	S Riverside Ave	Elmdale Rd	City Minor	0.055	7	8	Asphalt
S Riverside Ave	Oak St	Palmer St	City Minor	0.263	7	9	Asphalt
S Riverside Ave	Palmer St	Harriet St	City Minor	0.181	7	9	Asphalt
S Riverside Ave	Harriet St	Oakland Ave	City Minor	0.151	7	9	Asphalt
Harriet St	Goffe St	S Riverside Ave	City Minor	0.061	7	4	Asphalt
N 10th St	Vine St	Robinson St	City Minor	0.061	7	6	Asphalt
N 10th St	Waterloo St	Baird St	City Minor	0.031	7	6	Asphalt
Brown St	N 6th St	Langley Cir	City Major	0.064	7	9	Asphalt
Brown St	Langley Cir	Langley Cir	City Major	0.01	7	9	Asphalt

**City of St. Clair 2015 PASER Assessment**  
**All Streets by 2015 PASER Rating**

**Appendix A-1**

Road Name	From	To	Legal Sys	Length (Mile)	2015 RATING	2008 RATING	Surf Type
Brown St	Langley Cir	N 4th St	City Major	0.037	7	9	Asphalt
Brown St	N 4th St	N 3rd St	City Major	0.045	7	9	Asphalt
Brown St	N 2nd St	River Rd	City Major	0.073	7	9	Asphalt
Rattle Run Rd	City/Twp Line	Clinton Ave	City Major	0.229	7	7	Asphalt
Clinton Ave	Clinton Ave	Oakwood Ln	City Major	0.114	7	7	Asphalt
S 9th St	Trumbull St	Jay St	City Major	0.048	7	10	Asphalt
S 9th St	Jay St	Adams St	City Major	0.04	7	10	Asphalt
N 9th St	Orchard St	Vine St	City Major	0.06	7	10	Asphalt
Orchard St	N 9th St	N 8th St	City Minor	0.047	7	10	Asphalt
Orchard St	N 8th St	N 6th St	City Minor	0.094	7	10	Asphalt
Robinson St	N 10th St	N 9th St	City Minor	0.125	7	7	Asphalt
S 6th St	Witherall St	Cass St	City Major	0.049	7	9	Asphalt
S 6th St	Jay St	N 6th St	City Major	0.05	7	9	Asphalt
Braeburn Rd	N 6th St	Birkdale Rd	City Minor	0.094	7	8	Asphalt
Brown St	N 9th St	N 6th St	City Major	0.129	7	9	Asphalt
Fred W Moore Hwy	City/Twp Line	surface change	City Major	0.262	7	4	Asphalt
S Carney Dr	surface change	Dead End or Start	City Minor	0.308	7	8	Asphalt
Palmer St	Saint Clair Hwy &	Edison St	City Minor	0.039	6	8	Asphalt
Palmer St	Elmdale Rd	Oakland Ave	City Minor	0.035	6	7	Asphalt
Oakland St	Oakland Ave	Laura St	City Minor	0.08	6	8	Asphalt
Cox Rd	Clinton Ave	City/Twp Line	City Minor	0.037	6	4	Asphalt
Brown St	N 3rd St	N 2nd St	City Major	0.034	6	8	Asphalt
Clinton Ave	S Carney Dr	Henry St	City Major	0.255	6	7	Composite
Clinton Ave	S 6th St	S 5th St	City Major	0.047	6	8	Concrete
Clinton Ave	S 4th St	S 3rd St	City Major	0.048	6	8	Concrete
S 9th St	Cass St	Trumbull St	City Major	0.047	6	10	Asphalt
Pine St	S 6th St	S 5th St	City Minor	0.047	6	6	Asphalt
Waterloo St	N 9th St	N 6th St	City Minor	0.127	6	7	Asphalt
Royal St	N 4th St	N 3rd St	City Minor	0.048	6	4	Asphalt
N 2nd St	Brown St	Benedict St	City Minor	0.064	6	4	Asphalt
Baird St	N 10th St	N 9th St	City Minor	0.122	6	6	Asphalt
S 6th St	Cass St	Trumbull St	City Major	0.047	6	9	Asphalt
Karen Ave	N Carney Dr	East Ct	City Minor	0.13	6	8	Brick
Karen Ave	East Ct	West Ct	City Minor	0.078	6	6	Brick
Karen Ave	West Ct	Dead End or Start	City Minor	0.028	6	6	Brick
East Ct	Karen Ave	Dead End or Start	City Minor	0.06	6	6	Brick
West Ct	Karen Ave	Dead End or Start	City Minor	0.054	6	6	Brick

**City of St. Clair 2015 PASER Assessment**  
**All Streets by 2015 PASER Rating**

**Appendix A-1**

<b>Road Name</b>	<b>From</b>	<b>To</b>	<b>Legal Sys</b>	<b>Length (Mile)</b>	<b>2015 RATING</b>	<b>2008 RATING</b>	<b>Surf Type</b>
Birkdale Rd	Braeburn Rd	Dead End or Start	City Minor	0.137	6	7	Asphalt
N Carney Dr	N Carney Dr	Vine St	City Major	0.079	6	6	Asphalt
S 7th St	condition change	Francis St	City Minor	0.024	6	4	Asphalt
Braeburn Rd	Birkdale Rd	Dead End or Start	City Minor	0.07	6	8	Asphalt
S Carney Dr	Fred W Moore Hwy	surface change	City Minor	0.02	6	10	Concrete
Braeburn Rd	0	City/Twp Line	City Minor	0.018	6		Asphalt
Palmer St	Edison St	Glendale St	City Minor	0.145	5	7	Asphalt
Jay St	S 5th St	S 4th St	City Minor	0.047	5	3	Asphalt
Jay St	S 3rd St	S 2nd St	City Major	0.046	5	7	Concrete
N 10th St	Robinson St	Waterloo St	City Minor	0.034	5	6	Asphalt
S Carney Dr	Fred W Moore Hwy	Sinclair St	City Major	0.142	5	6	Asphalt
S Carney Dr	Sinclair St	Jackson St	City Major	0.136	5	7	Asphalt
S Carney Dr	S Delano St	N Delano St	City Major	0.064	5	3	Asphalt
Clinton Ave	Henry St	CSX Transportation	City Major	0.056	5	7	Asphalt
Clinton Ave	CSX Transportation	Whiting St	City Major	0.003	5	8	Asphalt
Clinton Ave	Whiting St	S 12th St	City Major	0.077	5	8	Asphalt
Clinton Ave	S 12th St	S 11th St	City Major	0.051	5	8	Asphalt
Clinton Ave	S 11th St	S 10th St	City Major	0.024	5	7	Asphalt
Clinton Ave	S 10th St	S 9th St	City Major	0.07	5	7	Asphalt
Clinton Ave	S 8th St	S 7th St	City Major	0.048	5	7	Asphalt
Clinton Ave	S 5th St	S 4th St	City Major	0.047	5	8	Concrete
Whiting St	Fred W Moore Hwy	Hugo St	City Minor	0.167	5	6	Asphalt
Whiting St	Hugo St	Hugo St	City Minor	0.006	5	7	Asphalt
Whiting St	Hugo St	Cedar St	City Minor	0.099	5	7	Asphalt
S 10th St	Jay St	Adams St	City Minor	0.045	5	5	Asphalt
S 9th St	Clinton Ave	Witherall St	City Major	0.051	5	10	Asphalt
S 9th St	Witherall St	Cass St	City Major	0.047	5	10	Asphalt
S 7th St	Francis St	Juliet St	City Minor	0.047	5	4	Asphalt
S 3rd St	Clinton Ave	Witherall St	City Major	0.049	5	7	Concrete
S 3rd St	Witherall St	Cass St	City Major	0.049	5	7	Concrete
N 3rd St	N 3rd St	Thornapple St	City Major	0.05	5	7	Concrete
N 3rd St	Thornapple St	Mulberry St	City Major	0.046	5	7	Concrete
Vine St	N Carney Dr	Snowbird Cir E	City Major	0.254	5	8	Asphalt
Vine St	Snowbird Cir E	CSX Transportation	City Major	0.03	5	8	Asphalt
Vine St	CSX Transportation	N 10th St	City Major	0.128	5	8	Asphalt
Witherell St	S 9th St	S 8th St	City Minor	0.048	5	3	Asphalt
Witherell St	S 7th St	S 6th St	City Minor	0.048	5	2	Asphalt

**City of St. Clair 2015 PASER Assessment**  
**All Streets by 2015 PASER Rating**

**Appendix A-1**

Road Name	From	To	Legal Sys	Length (Mile)	2015 RATING	2008 RATING	Surf Type
Thornapple St	N 5th St	N 4th St	City Minor	0.046	5	3	Asphalt
Thornapple St	N 4th St	N 3rd St	City Minor	0.048	5	3	Asphalt
Mulberry St	N 4th St	N 3rd St	City Minor	0.047	5	8	Asphalt
Fred W Moore Hwy	S 12th St	S 10th St	City Major	0.131	5	8	Concrete
Fred W Moore Hwy	S 9th St	S 7th St	City Major	0.095	5	8	Concrete
S 6th St	S 7th St	Francis St	City Major	0.074	5	8	Concrete
N Carney Dr	Shelldrake Ln	N Carney Dr	City Major	0.04	5	6	Asphalt
Saint Clair Hwy	Palmer St		City Major	0.066	5	4	Asphalt
Clinton Ave	surface change	S 6th St	City Major	0.013	5	8	Concrete
Vine St	N 10th St	condition change	City Major	0.055	5	8	Asphalt
S 2nd St	Fort St	condition change	City Minor	0.03	5	9	Asphalt
Jackson St	Oakwood Ln	condition change	City Minor	0.117	5	6	Asphalt
Fred W Moore Hwy	surface change	S Carney Dr	City Major	0.008	5	8	Concrete
N Delano St	condition change	S Delano St	City Minor	0.031	5	2	Asphalt
Cedar St	Whiting St	[Undescribed Rating Segment Split]	City Minor	0.035	5	7	Asphalt
Jay St	S 8th St	S 7th St	City Minor	0.048	4	3	Asphalt
Jay St	S 7th St	S 6th St	City Minor	0.047	4	4	Asphalt
Jay St	S 6th St	S 5th St	City Minor	0.048	4	4	Asphalt
Jay St	S 4th St	S 3rd St	City Minor	0.046	4	3	Asphalt
S Carney Dr	Jackson St	Clinton Ave	City Major	0.074	4	6	Asphalt
S Carney Dr	Clinton Ave	S Delano St	City Major	0.087	4	6	Asphalt
S Carney Dr	N Delano St	N Carney Dr & Shelldrake Ln	City Major	0.246	4	6	Asphalt
N Carney Dr	Vine St	Karen Ave	City Major	0.078	4	6	Asphalt
N Carney Dr	Karen Ave	S Range Rd	City Major	0.426	4	6	Asphalt
Brown St	S Range Rd	CSX Transportation	City Major	0.018	4	5	Asphalt
Brown St	Jordan Creek Dr	Highland Dr	City Major	0.062	4	5	Asphalt
Hawthorne Rd	Dead End or Start	E Meldrum Cir	City Minor	0.024	4	5	Asphalt
Clinton Ave	S 10th St	S 10th St	City Major	0.03	4	7	Asphalt
Clinton Ave	S 9th St	S 8th St	City Major	0.047	4	7	Asphalt
Whiting St	Cedar St	Clinton Ave	City Minor	0.072	4	7	Asphalt
S 10th St	Cass St	Jay St	City Minor	0.127	4	4	Asphalt
S 7th St	Clinton Ave	Wetherall St	City Minor	0.048	4	5	Asphalt
S 7th St	Trumbull St	Jay St	City Minor	0.046	4	3	Asphalt
N 4th St	Vine St	Royal St	City Minor	0.12	4	6	Concrete
S 3rd St	Cass St	Trumbull St	City Major	0.047	4	6	Concrete
Vine St	Cox Rd	Victoria Ct	City Major	0.042	4	3	Asphalt
N 6th St	Vine St	Robinson St	City Minor	0.067	4	4	Asphalt

**City of St. Clair 2015 PASER Assessment**  
**All Streets by 2015 PASER Rating**

**Appendix A-1**

Road Name	From	To	Legal Sys	Length (Mile)	2015 RATING	2008 RATING	Surf Type
N 6th St	Robinson St	Waterloo St	City Minor	0.033	4	4	Asphalt
N 6th St	Waterloo St	Royal St	City Minor	0.027	4	5	Asphalt
Highland Dr	Braeburn Rd	Turnberry Dr	City Minor	0.153	4	2	Asphalt
Witherell St	S 8th St	S 7th St	City Minor	0.047	4	3	Asphalt
Trumbull St	S 5th St	S 4th St	City Major	0.048	4	3	Asphalt
Trumbull St	S 4th St	S 3rd St	City Major	0.048	4	3	Asphalt
Trumbull St	S 3rd St	S 2nd St	City Major	0.046	4	5	Concrete
Thornapple St	N 6th St	N 5th St	City Minor	0.049	4	2	Asphalt
Cass/Trumbull Cutoff	Cass/Trumbull Cutoff	Trumbull St	City Major	0.01	4	6	Concrete
Trumbull St	Trumbull St	S 2nd St	City Major	0.015	4	6	Concrete
S 2nd St	S 2nd St	Jay St	City Major	0.051	4	7	Concrete
Adams St	CSX Transportation	S 10th St	City Minor	0.154	4	5	Asphalt
Adams St	S 10th St	N 9th St	City Minor	0.101	4	5	Asphalt
Waterloo St	N 10th St	N 9th St	City Minor	0.124	4	7	Asphalt
Royal St	N 6th St	N 5th St	City Minor	0.065	4	4	Asphalt
Royal St	N 5th St	N 4th St	City Minor	0.046	4	4	Asphalt
Hugo St	Oakwood Ln	Dead End or Start	City Minor	0.096	4	6	Asphalt
Oakwood Ln	Hugo St	Jackson St	City Minor	0.059	4	4	Asphalt
Fred W Moore Hwy	S Carney Dr	S 15th St	City Major	0.13	4	8	Concrete
Fred W Moore Hwy	CSX Transportation	Whiting St	City Major	0.003	4	8	Concrete
Fred W Moore Hwy	Whiting St	S 12th St	City Major	0.059	4	8	Concrete
Fred W Moore Hwy	S 10th St	S 9th St	City Major	0.092	4	8	Concrete
S 6th St	Francis St	Juliet St	City Major	0.046	4	8	Concrete
S 6th St	Fort St	Cedar St	City Major	0.047	4	8	Concrete
S 6th St	Cedar St	Pine St	City Major	0.047	4	8	Concrete
S 6th St	Pine St	Clinton Ave	City Major	0.052	4	7	Concrete
S Delano St	Cox Rd	Ash St	City Minor	0.213	4	5	Asphalt
Ash St	Cox Rd	S Delano St	City Minor	0.264	4	6	Asphalt
S 5th St	Pine St	Clinton Ave	City Minor	0.051	4	7	Asphalt
S 5th St	Trumbull St	Jay St	City Minor	0.048	4	2	Asphalt
Saint Clair Hwy		[Surface Segment Split]	City Major	0.381	4	5	Asphalt
Clinton Ave	S 7th St	surface change	City Major	0.034	4	7	Asphalt
S 12th St	Fred W Moore Hwy	condition change	City Minor	0.123	4	6	Asphalt
S 11th St	condition change	Dead End or Start	City Minor	0.089	4	5	Asphalt
S 2nd St	condition change	Dead End or Start	City Minor	0.045	4	10	Asphalt
Highland Dr	condition change	Prestwick St	City Minor	0.034	4	1	Asphalt
Glendale St	Catherine St	Palmer St	City Minor	0.263	3	3	Asphalt

**City of St. Clair 2015 PASER Assessment**  
**All Streets by 2015 PASER Rating**

**Appendix A-1**

Road Name	From	To	Legal Sys	Length (Mile)	2015 RATING	2008 RATING	Surf Type
Laura St	Goffe St	S Riverside Ave	City Minor	0.064	3	4	Asphalt
Goffe St	Palmer St	Harriet St	City Minor	0.183	3	3	Asphalt
Goffe St	Harriet St	Laura St	City Minor	0.175	3	3	Asphalt
Goffe St	Laura St	Saint Clair Hwy	City Minor	0.032	3	3	Asphalt
Cass St	Cass/Trumbull Cutoff	N Riverside Ave	City Major	0.045	3	5	Concrete
Jay St	S 2nd St	N Riverside Ave	City Major	0.052	3	5	Concrete
Brown St	CSX Transportation	Jordan Creek Dr	City Major	0.028	3	5	Asphalt
Brown St	CSX Transportation	Jordan Creek Dr	City Major	0.059	3	5	Asphalt
Brown St	Highland Dr	N 9th St	City Major	0.079	3	6	Asphalt
Saint Clair Hwy	Goffe St	Mary St	City Major	0.019	3	6	Concrete
Clinton Ave	S 3rd St	N Riverside Ave	City Major	0.097	3	8	Concrete
Henry St	Hugo St	Clinton Ave	City Minor	0.167	3	3	Asphalt
S 10th St	Clinton Ave	Witherall St	City Minor	0.05	3	4	Asphalt
S 10th St	Witherall St	Cass St	City Minor	0.047	3	4	Asphalt
S 9th St	Fred W Moore Hwy	Francis St	City Minor	0.047	3	3	Asphalt
S 9th St	Francis St	Juliet St	City Minor	0.048	3	3	Asphalt
S 9th St	Juliet St	Fort St	City Minor	0.047	3	3	Asphalt
S 8th St	Francis St	Juliet St	City Minor	0.048	3	3	Asphalt
S 8th St	Juliet St	Fort St	City Minor	0.047	3	3	Asphalt
S 8th St	Fort St	Cedar St	City Minor	0.048	3	3	Asphalt
S 8th St	Cedar St	Pine St	City Minor	0.046	3	3	Asphalt
S 7th St	Jay St	Adams St	City Minor	0.051	3	3	Asphalt
N 7th St	Adams St	Adams St	City Minor	0.011	3	3	Asphalt
S 15th St	Fred W Moore Hwy	Hugo St	City Minor	0.206	3	5	Asphalt
S 3rd St	Jay St	N 3rd St	City Major	0.051	3	6	Concrete
N 3rd St	Mulberry St	Orchard St	City Major	0.047	3	6	Concrete
N 3rd St	Orchard St	Vine St	City Major	0.048	3	5	Concrete
Vine St	Victoria Ct	N Carney Dr	City Major	0.247	3	4	Asphalt
N 6th St	Royal St	Royal St	City Minor	0.031	3	4	Asphalt
N 6th St	Royal St	Brown St	City Minor	0.159	3	4	Asphalt
Cass St	S 8th St	S 7th St	City Minor	0.047	3	3	Asphalt
Cass St	S 7th St	S 6th St	City Minor	0.048	3	4	Asphalt
Cass St	S 3rd St		City Major	0.047	3	5	Concrete
Trumbull St	S 6th St	S 5th St	City Major	0.047	3	3	Asphalt
Adams St	N 6th St	N 5th St	City Minor	0.047	3	3	Asphalt
Adams St	N 5th St	N 4th St	City Minor	0.048	3	4	Asphalt
Thornapple St	N 8th St	N 7th St	City Minor	0.048	3	3	Asphalt

**City of St. Clair 2015 PASER Assessment**  
**All Streets by 2015 PASER Rating**

**Appendix A-1**

Road Name	From	To	Legal Sys	Length (Mile)	2015 RATING	2008 RATING	Surf Type
Orchard St	N 4th St	N 3rd St	City Minor	0.048	3	4	Asphalt
Cass St		Cass/Trumbull Cutoff	City Major	0.017	3	6	Concrete
Adams St	N 9th St	N 8th St	City Minor	0.046	3	4	Asphalt
Adams St	N 8th St	N 7th St	City Minor	0.049	3	4	Asphalt
Royal St	N 9th St	N 6th St	City Minor	0.127	3	3	Asphalt
Benedict St	N 6th St	N 4th St	City Minor	0.113	3	3	Asphalt
Benedict St	N 4th St	N 2nd St	City Minor	0.095	3	4	Asphalt
N 4th St	Brown St	Benedict St	City Minor	0.06	3	4	Asphalt
N 4th St	Benedict St	E Meldrum Cir	City Minor	0.055	3	4	Asphalt
N 2nd St	Benedict St	Devon St	City Minor	0.136	3	4	Asphalt
Devon St	E Meldrum Cir	Stratford Rd	City Minor	0.067	3	3	Asphalt
Oakwood Ln	Jackson St	Clinton Ave	City Minor	0.079	3	4	Asphalt
Fred W Moore Hwy	S 15th St	Henry St	City Major	0.078	3	8	Concrete
Fred W Moore Hwy	Henry St	CSX Transportation	City Major	0.061	3	8	Concrete
S 6th St	Juliet St	Fort St	City Major	0.048	3	8	Concrete
Highland Dr	Brown St	Saint Andrews St	City Minor	0.069	3	4	Asphalt
Highland Dr	Gleneagles St	Turnberry Dr	City Minor	0.09	3	3	Asphalt
Troon St	Saint Andrews St	Prestwick St	City Minor	0.074	3	4	Asphalt
S Delano St	Ash St	S Carney Dr	City Minor	0.066	3	5	Asphalt
E Meldrum Cir	Hawthorne Rd	Dead End or Start	City Minor	0.04	3		Asphalt
N 5th St	Orchard St	Vine St	City Minor	0.047	3	4	Asphalt
S 5th St	Cedar St	Pine St	City Minor	0.026	3	4	Asphalt
Cedar St	S 12th St	S 11th St	City Minor	0.057	3	4	Asphalt
Saint Clair Hwy	[Surface Segment Split]	Goffe St	City Major	0.019	3	5	Concrete
S 12th St	Cedar St	condition change	City Minor	0.033	3	3	Asphalt
Sinclair St	pavement change	S Carney Dr	City Minor	0.132	3	6	Concrete
Oakwood Ln	condition change	Hugo St	City Minor	0.052	3	4	Asphalt
Jackson St	condition change	S Carney Dr	City Minor	0.073	3	3	Asphalt
Cedar St	[Undescribed Rating Segment Split]	S 12th St	City Minor	0.034	3	3	Asphalt
Cedar St	S 10th St	[Undescribed Rating Segment Split]	City Minor	0.037	3	3	Asphalt
Cedar St	[Undescribed Rating Segment Split]	condition change	City Minor	0.022	3	6	Asphalt
Palmer St	Glendale St	Goffe St	City Minor	0.073	2	3	Asphalt
Palmer St	Goffe St	S Riverside Ave	City Minor	0.061	2	3	Asphalt
Goffe St	Oak St	Palmer St	City Minor	0.262	2	2	Asphalt
Trumbull St	Cass/Trumbull Cutoff	N Riverside Ave	City Major	0.045	2	5	Concrete
Jay St	S 9th St	S 8th St	City Minor	0.048	2	3	Asphalt
Hawthorne Rd	E Meldrum Cir	Stratford Rd	City Minor	0.07	2	3	Asphalt



**City of St. Clair 2015 PASER Assessment**  
**All Streets by 2015 PASER Rating**

**Appendix A-1**

Road Name	From	To	Legal Sys	Length (Mile)	2015 RATING	2008 RATING	Surf Type
Hawthorne Rd	Stratford Rd	River Rd	City Minor	0.099	2	3	Asphalt
Mary St	Mary St	S Riverside Ave	City Major	0.05	2	3	Concrete
Henry St	Fred W Moore Hwy	Hugo St	City Minor	0.179	2	3	Asphalt
S 10th St	Fred W Moore Hwy	Cedar St	City Minor	0.223	2	3	Asphalt
S 10th St	Cedar St	Clinton Ave	City Minor	0.093	2	3	Asphalt
S 9th St	Fort St	Cedar St	City Minor	0.048	2	2	Asphalt
S 9th St	Cedar St	Pine St	City Minor	0.046	2	3	Asphalt
S 8th St	Pine St	Clinton Ave	City Minor	0.051	2	3	Asphalt
S 7th St	Juliet St	Fort St	City Minor	0.047	2	3	Asphalt
S 7th St	Fort St	Cedar St	City Minor	0.048	2	3	Asphalt
S 7th St	Cedar St	Pine St	City Minor	0.046	2	3	Asphalt
S 7th St	Pine St	Clinton Ave	City Minor	0.052	2	3	Asphalt
S 7th St	Witherall St	Cass St	City Minor	0.048	2	4	Asphalt
S 7th St	Cass St	Trumbull St	City Minor	0.048	2	4	Asphalt
N 7th St	Adams St	Thornapple St	City Minor	0.039	2	2	Asphalt
S 4th St	Clinton Ave	Witherall St	City Minor	0.049	2	2	Asphalt
S 4th St	Witherall St	Cass St	City Minor	0.047	2	3	Asphalt
S 4th St	Cass St	Trumbull St	City Minor	0.048	2	3	Asphalt
S 4th St	Trumbull St	Jay St	City Minor	0.047	2	3	Asphalt
N 4th St	N 4th St	Thornapple St	City Minor	0.05	2	2	Asphalt
N 4th St	Thornapple St	Mulberry St	City Minor	0.047	2	2	Asphalt
N 4th St	Mulberry St	Orchard St	City Minor	0.049	2	3	Asphalt
N 4th St	Orchard St	Vine St	City Minor	0.046	2	3	Asphalt
S 3rd St	Trumbull St	Jay St	City Major	0.048	2	5	Concrete
N 3rd St	Vine St	Royal St	City Minor	0.116	2	3	Asphalt
N 3rd St	Royal St	Brown St	City Minor	0.189	2	3	Asphalt
N 6th St	Brown St	Benedict St	City Minor	0.06	2	4	Asphalt
N 6th St	Benedict St	Saint Andrews St	City Minor	0.01	2	4	Asphalt
N 6th St	Saint Andrews St	Turnberry Dr	City Minor	0.242	2	4	Asphalt
N 2nd St	Vine St	Dead End or Start	City Minor	0.093	2	3	Asphalt
Fort St	S 9th St	S 8th St	City Minor	0.047	2	4	Asphalt
Fort St	S 8th St	S 7th St	City Minor	0.047	2	3	Asphalt
Fort St	S 7th St	S 6th St	City Minor	0.048	2	2	Asphalt
Witherell St	S 10th St	S 9th St	City Minor	0.1	2	3	Asphalt
Witherell St	S 6th St	S 5th St	City Minor	0.046	2	3	Asphalt
Witherell St	S 5th St	S 4th St	City Minor	0.048	2	2	Asphalt
Witherell St	S 4th St	S 3rd St	City Minor	0.047	2	3	Asphalt

**City of St. Clair 2015 PASER Assessment**  
**All Streets by 2015 PASER Rating**

**Appendix A-1**

Road Name	From	To	Legal Sys	Length (Mile)	2015 RATING	2008 RATING	Surf Type
Cass St	S 9th St	S 8th St	City Minor	0.047	2	2	Asphalt
Cass St	S 5th St	S 4th St	City Minor	0.047	2	2	Asphalt
Cass St	S 4th St	S 3rd St	City Minor	0.048	2	2	Asphalt
Trumbull St	S 9th St	S 8th St	City Major	0.048	2	3	Asphalt
Trumbull St	S 8th St	S 7th St	City Major	0.047	2	3	Asphalt
Adams St	N 7th St	N 6th St	City Minor	0.046	2	3	Asphalt
Adams St	N 4th St	N 3rd St	City Minor	0.047	2	3	Asphalt
Thornapple St	N 9th St	N 8th St	City Minor	0.047	2	2	Asphalt
Thornapple St	N 7th St	N 6th St	City Minor	0.046	2	2	Asphalt
Orchard St	N 6th St	N 5th St	City Minor	0.049	2	4	Asphalt
Orchard St	N 5th St	N 4th St	City Minor	0.046	2	4	Asphalt
S 2nd St	CSX Transportation	Fort St	City Minor	0.021	2	3	Asphalt
Francis St	S 9th St	S 8th St	City Minor	0.047	2	2	Asphalt
Francis St	S 8th St	S 7th St	City Minor	0.047	2	3	Asphalt
Robinson St	N 9th St	N 6th St	City Minor	0.126	2	3	Asphalt
Stratford Rd	Devon St	Hawthorne Rd	City Minor	0.159	2	3	Asphalt
Highland Dr	Prestwick St	Gleneagles St	City Minor	0.074	2	4	Asphalt
Turnberry Dr	Turnberry Dr	N 6th St	City Minor	0.211	2	3	Asphalt
Troon St	Prestwick St	Gleneagles St	City Minor	0.07	2	3	Asphalt
Saint Andrews St	Highland Dr	Troon St	City Minor	0.139	2	3	Asphalt
Saint Andrews St	Troon St	N 6th St	City Minor	0.072	2	4	Asphalt
S Delano St	S Carney Dr	N Delano St	City Minor	0.192	2	4	Asphalt
Victoria Ct	Vine St	Dead End or Start	City Minor	0.138	2	3	Asphalt
E Meldrum Cir	Hawthorne Rd	Devon St	City Minor	0.167	2	3	Asphalt
E Meldrum Cir	Devon St	N 4th St	City Minor	0.094	2	3	Asphalt
E Meldrum Cir	N 4th St	Dead End or Start	City Minor	0.082	2	2	Asphalt
Fort St	CSX Transportation	S 2nd St	City Minor	0.033	2	3	Asphalt
S 5th St	Clinton Ave	Witherall St	City Minor	0.049	2	3	Asphalt
S 5th St	Witherall St	Cass St	City Minor	0.049	2	3	Asphalt
S 5th St	Cass St	Trumbull St	City Minor	0.046	2	3	Asphalt
S 5th St	Jay St	Adams St	City Minor	0.051	2	2	Asphalt
N 5th St	Mulberry St	Orchard St	City Minor	0.048	2	3	Asphalt
N 5th St	Vine St	Royal St	City Minor	0.123	2	3	Asphalt
N 5th St	Royal St	Dead End or Start	City Minor	0.063	2	3	Asphalt
Cedar St	S 9th St	S 8th St	City Minor	0.047	2	3	Asphalt
Cedar St	S 8th St	S 7th St	City Minor	0.047	2	3	Asphalt
S 12th St	condition change	Cedar St	City Minor	0.137	2	2	Asphalt

**City of St. Clair 2015 PASER Assessment**  
**All Streets by 2015 PASER Rating**

**Appendix A-1**

Road Name	From	To	Legal Sys	Length (Mile)	2015 RATING	2008 RATING	Surf Type
S 12th St	condition change	Clinton Ave	City Minor	0.053	2	2	Asphalt
S 11th St	Cedar St	condition change	City Minor	0.046	2	3	Asphalt
S 7th St	Fred W Moore Hwy	condition change	City Minor	0.024	2	2	Asphalt
N 6th St	Turnberry Dr	6th/Highland	City Minor	0.066	2	4	Asphalt
S 2nd St	surface change	CSX Transportation	City Minor	0.035	2	3	Asphalt
Sinclair St	Oakwood Ln	pavement change	City Minor	0.077	2	2	Asphalt
Oakwood Ln	Sinclair St	condition change	City Minor	0.028	2	2	Asphalt
Highland Dr	Saint Andrews St	condition change	City Minor	0.04	2	3	Asphalt
Prestwick St	condition change	Troon St	City Minor	0.069	2	2	Asphalt
N Delano St	S Carney Dr	condition change	City Minor	0.167	2	3	Asphalt
Christian B Haas Dr	S Range Rd	condition change	City Minor	0.066	2	3	Asphalt
Cedar St	condition change	S 9th St	City Minor	0.014	2	3	Asphalt
S 11th St	Clinton Ave	Cedar St	City Minor	0.088	1	1	Asphalt
S 9th St	Pine St	Clinton Ave	City Minor	0.05	1	2	Asphalt
S 4th St	Jay St	N 4th St	City Minor	0.051	1	2	Asphalt
Cass St	S 10th St	S 9th St	City Minor	0.099	1	2	Asphalt
Cass St	S 6th St	S 5th St	City Minor	0.046	1	2	Asphalt
Trumbull St	S 7th St	S 6th St	City Major	0.047	1	3	Asphalt
Thornapple St	Dead End or Start	N 9th St	City Minor	0.125	1	2	Asphalt
Gleneagles St	Highland Dr	Troon St	City Minor	0.147	1	3	Asphalt
N 5th St	Adams St	Thornapple St	City Minor	0.049	1	3	Asphalt
N 5th St	Thornapple St	Mulberry St	City Minor	0.048	1	2	Asphalt
N 6th St	6th/Highland	Braeburn Rd	City Minor	0.085	1	2	Asphalt
Prestwick St	Highland Dr	condition change	City Minor	0.076	1	3	Asphalt
Christian B Haas Dr	condition change	condition change -2	City Minor	0.076	1	2	Asphalt
Christian B Haas Dr	condition change -2	condition change - 3	City Minor	0.331	1	3	Asphalt
Christian B Haas Dr	condition change - 3	Yankee Rd	City Minor	0.069	1	2	Asphalt

**City of St. Clair 2015 PASER Assessment**  
**Major Streets by 2015 PASER Rating**

**Appendix A-2**

Road Name	From	To	Legal Sys	Length (Mile)	2015 RATING	2008 RATING	Surf Type
Vine St	N 5th St	N 4th St	City Major	0.047	9	10	Asphalt
Clinton Ave	Oakwood Ln	S Carney Dr	City Major	0.18	8	8	Asphalt
S 9th St	Jay St	Jay St	City Major	0.027	8	10	Asphalt
N 9th St	Adams St	Thornapple St	City Major	0.033	8	10	Asphalt
N 9th St	Thornapple St	Orchard St	City Major	0.094	8	10	Asphalt
N 9th St	Vine St	Robinson St	City Major	0.064	8	9	Asphalt
N 9th St	Robinson St	Waterloo St	City Major	0.035	8	9	Asphalt
N 9th St	Waterloo St	Baird St	City Major	0.032	8	9	Asphalt
N 9th St	Baird St	Royal St	City Major	0.026	8	9	Asphalt
N 9th St	Royal St	Brown St	City Major	0.157	8	9	Asphalt
Vine St	N 9th St	N 6th St	City Major	0.125	8	10	Asphalt
Vine St	N 6th St	N 6th St	City Major	0.015	8	10	Asphalt
Vine St	N 6th St	N 5th St	City Major	0.05	8	10	Asphalt
Vine St	N 4th St	N 3rd St	City Major	0.047	8	10	Asphalt
Vine St	N 3rd St	N 2nd St	City Major	0.048	8	10	Asphalt
Vine St	N 2nd St	N Riverside Ave	City Major	0.051	8	10	Asphalt
S 6th St	Clinton Ave	Witherall St	City Major	0.047	8	9	Asphalt
S 6th St	Trumbull St	Jay St	City Major	0.048	8	9	Asphalt
N 6th St	N 6th St	Thornapple St	City Major	0.051	8	9	Asphalt
N 6th St	Thornapple St	Mulberry St	City Major	0.047	8	9	Asphalt
N 6th St	Mulberry St	Orchard St	City Major	0.047	8	8	Asphalt
N 6th St	Orchard St	Vine St	City Major	0.048	8	8	Asphalt
Vine St	condition change	N 9th St	City Major	0.07	8	10	Asphalt
Saint Clair Hwy	CSX Transportation	condition change	City Major	0.044	8	2	Asphalt
Saint Clair Hwy	condition change	Road Closure	City Major	0.196	8	4	Asphalt
Brown St	N 6th St	Langley Cir	City Major	0.064	7	9	Asphalt
Brown St	Langley Cir	Langley Cir	City Major	0.01	7	9	Asphalt
Brown St	Langley Cir	N 4th St	City Major	0.037	7	9	Asphalt
Brown St	N 4th St	N 3rd St	City Major	0.045	7	9	Asphalt
Brown St	N 2nd St	River Rd	City Major	0.073	7	9	Asphalt
Rattle Run Rd	City/Twp Line	Clinton Ave	City Major	0.229	7	7	Asphalt
Clinton Ave	Clinton Ave	Oakwood Ln	City Major	0.114	7	7	Asphalt
S 9th St	Trumbull St	Jay St	City Major	0.048	7	10	Asphalt
S 9th St	Jay St	Adams St	City Major	0.04	7	10	Asphalt
N 9th St	Orchard St	Vine St	City Major	0.06	7	10	Asphalt
S 6th St	Witherall St	Cass St	City Major	0.049	7	9	Asphalt
S 6th St	Jay St	N 6th St	City Major	0.05	7	9	Asphalt

**City of St. Clair 2015 PASER Assessment**  
**Major Streets by 2015 PASER Rating**

**Appendix A-2**

Road Name	From	To	Legal Sys	Length (Mile)	2015 RATING	2008 RATING	Surf Type
Brown St	N 9th St	N 6th St	City Major	0.129	7	9	Asphalt
Fred W Moore Hwy	City/Twp Line	surface change	City Major	0.262	7	4	Asphalt
Brown St	N 3rd St	N 2nd St	City Major	0.034	6	8	Asphalt
Clinton Ave	S Carney Dr	Henry St	City Major	0.255	6	7	Composite
Clinton Ave	S 6th St	S 5th St	City Major	0.047	6	8	Concrete
Clinton Ave	S 4th St	S 3rd St	City Major	0.048	6	8	Concrete
S 9th St	Cass St	Trumbull St	City Major	0.047	6	10	Asphalt
S 6th St	Cass St	Trumbull St	City Major	0.047	6	9	Asphalt
N Carney Dr	N Carney Dr	Vine St	City Major	0.079	6	6	Asphalt
Jay St	S 3rd St	S 2nd St	City Major	0.046	5	7	Concrete
S Carney Dr	Fred W Moore Hwy	Sinclair St	City Major	0.142	5	6	Asphalt
S Carney Dr	Sinclair St	Jackson St	City Major	0.136	5	7	Asphalt
S Carney Dr	S Delano St	N Delano St	City Major	0.064	5	3	Asphalt
Clinton Ave	Henry St	CSX Transportation	City Major	0.056	5	7	Asphalt
Clinton Ave	CSX Transportation	Whiting St	City Major	0.003	5	8	Asphalt
Clinton Ave	Whiting St	S 12th St	City Major	0.077	5	8	Asphalt
Clinton Ave	S 12th St	S 11th St	City Major	0.051	5	8	Asphalt
Clinton Ave	S 11th St	S 10th St	City Major	0.024	5	7	Asphalt
Clinton Ave	S 10th St	S 9th St	City Major	0.07	5	7	Asphalt
Clinton Ave	S 8th St	S 7th St	City Major	0.048	5	7	Asphalt
Clinton Ave	S 5th St	S 4th St	City Major	0.047	5	8	Concrete
S 9th St	Clinton Ave	Witherall St	City Major	0.051	5	10	Asphalt
S 9th St	Witherall St	Cass St	City Major	0.047	5	10	Asphalt
S 3rd St	Clinton Ave	Witherall St	City Major	0.049	5	7	Concrete
S 3rd St	Witherall St	Cass St	City Major	0.049	5	7	Concrete
N 3rd St	N 3rd St	Thornapple St	City Major	0.05	5	7	Concrete
N 3rd St	Thornapple St	Mulberry St	City Major	0.046	5	7	Concrete
Vine St	N Carney Dr	Snowbird Cir E	City Major	0.254	5	8	Asphalt
Vine St	Snowbird Cir E	CSX Transportation	City Major	0.03	5	8	Asphalt
Vine St	CSX Transportation	N 10th St	City Major	0.128	5	8	Asphalt
Fred W Moore Hwy	S 12th St	S 10th St	City Major	0.131	5	8	Concrete
Fred W Moore Hwy	S 9th St	S 7th St	City Major	0.095	5	8	Concrete
S 6th St	S 7th St	Francis St	City Major	0.074	5	8	Concrete
N Carney Dr	Shell Drake Ln	N Carney Dr	City Major	0.04	5	6	Asphalt
Saint Clair Hwy	Palmer St		City Major	0.066	5	4	Asphalt
Clinton Ave	surface change	S 6th St	City Major	0.013	5	8	Concrete
Vine St	N 10th St	condition change	City Major	0.055	5	8	Asphalt

**City of St. Clair 2015 PASER Assessment**  
**Major Streets by 2015 PASER Rating**

**Appendix A-2**

Road Name	From	To	Legal Sys	Length (Mile)	2015 RATING	2008 RATING	Surf Type
Fred W Moore Hwy	surface change	S Carney Dr	City Major	0.008	5	8	Concrete
S Carney Dr	Jackson St	Clinton Ave	City Major	0.074	4	6	Asphalt
S Carney Dr	Clinton Ave	S Delano St	City Major	0.087	4	6	Asphalt
S Carney Dr	N Delano St	N Carney Dr & Shelldrake Ln	City Major	0.246	4	6	Asphalt
N Carney Dr	Vine St	Karen Ave	City Major	0.078	4	6	Asphalt
N Carney Dr	Karen Ave	S Range Rd	City Major	0.426	4	6	Asphalt
Brown St	S Range Rd	CSX Transportation	City Major	0.018	4	5	Asphalt
Brown St	Jordan Creek Dr	Highland Dr	City Major	0.062	4	5	Asphalt
Clinton Ave	S 10th St	S 10th St	City Major	0.03	4	7	Asphalt
Clinton Ave	S 9th St	S 8th St	City Major	0.047	4	7	Asphalt
S 3rd St	Cass St	Trumbull St	City Major	0.047	4	6	Concrete
Vine St	Cox Rd	Victoria Ct	City Major	0.042	4	3	Asphalt
Trumbull St	S 5th St	S 4th St	City Major	0.048	4	3	Asphalt
Trumbull St	S 4th St	S 3rd St	City Major	0.048	4	3	Asphalt
Trumbull St	S 3rd St	S 2nd St	City Major	0.046	4	5	Concrete
Cass/Trumbull Cutoff	Cass/Trumbull Cutoff	Trumbull St	City Major	0.01	4	6	Concrete
Trumbull St	Trumbull St	S 2nd St	City Major	0.015	4	6	Concrete
S 2nd St	S 2nd St	Jay St	City Major	0.051	4	7	Concrete
Fred W Moore Hwy	S Carney Dr	S 15th St	City Major	0.13	4	8	Concrete
Fred W Moore Hwy	CSX Transportation	Whiting St	City Major	0.003	4	8	Concrete
Fred W Moore Hwy	Whiting St	S 12th St	City Major	0.059	4	8	Concrete
Fred W Moore Hwy	S 10th St	S 9th St	City Major	0.092	4	8	Concrete
S 6th St	Francis St	Juliet St	City Major	0.046	4	8	Concrete
S 6th St	Fort St	Cedar St	City Major	0.047	4	8	Concrete
S 6th St	Cedar St	Pine St	City Major	0.047	4	8	Concrete
S 6th St	Pine St	Clinton Ave	City Major	0.052	4	7	Concrete
Saint Clair Hwy		[Surface Segment Split]	City Major	0.381	4	5	Asphalt
Clinton Ave	S 7th St	surface change	City Major	0.034	4	7	Asphalt
Cass St	Cass/Trumbull Cutoff	N Riverside Ave	City Major	0.045	3	5	Concrete
Jay St	S 2nd St	N Riverside Ave	City Major	0.052	3	5	Concrete
Brown St	CSX Transportation	Jordan Creek Dr	City Major	0.028	3	5	Asphalt
Brown St	CSX Transportation	Jordan Creek Dr	City Major	0.059	3	5	Asphalt
Brown St	Highland Dr	N 9th St	City Major	0.079	3	6	Asphalt
Saint Clair Hwy	Goffe St	Mary St	City Major	0.019	3	6	Concrete
Clinton Ave	S 3rd St	N Riverside Ave	City Major	0.097	3	8	Concrete
S 3rd St	Jay St	N 3rd St	City Major	0.051	3	6	Concrete
N 3rd St	Mulberry St	Orchard St	City Major	0.047	3	6	Concrete

**City of St. Clair 2015 PASER Assessment**  
**Major Streets by 2015 PASER Rating**

**Appendix A-2**

Road Name	From	To	Legal Sys	Length (Mile)	2015 RATING	2008 RATING	Surf Type
N 3rd St	Orchard St	Vine St	City Major	0.048	3	5	Concrete
Vine St	Victoria Ct	N Carney Dr	City Major	0.247	3	4	Asphalt
Cass St	S 3rd St		City Major	0.047	3	5	Concrete
Trumbull St	S 6th St	S 5th St	City Major	0.047	3	3	Asphalt
Cass St		Cass/Trumbull Cutoff	City Major	0.017	3	6	Concrete
Fred W Moore Hwy	S 15th St	Henry St	City Major	0.078	3	8	Concrete
Fred W Moore Hwy	Henry St	CSX Transportation	City Major	0.061	3	8	Concrete
S 6th St	Juliet St	Fort St	City Major	0.048	3	8	Concrete
Saint Clair Hwy	[Surface Segment Split]	Goffe St	City Major	0.019	3	5	Concrete
Trumbull St	Cass/Trumbull Cutoff	N Riverside Ave	City Major	0.045	2	5	Concrete
Mary St	Mary St	S Riverside Ave	City Major	0.05	2	3	Concrete
S 3rd St	Trumbull St	Jay St	City Major	0.048	2	5	Concrete
Trumbull St	S 9th St	S 8th St	City Major	0.048	2	3	Asphalt
Trumbull St	S 8th St	S 7th St	City Major	0.047	2	3	Asphalt
Trumbull St	S 7th St	S 6th St	City Major	0.047	1	3	Asphalt

**City of St. Clair 2015 PASER Assessment**  
**Local Streets by 2015 PASER Rating**

**Appendix A-3**

Road Name	From	To	Legal Sys	Length (Mile)	2015 RATING	2008 RATING	Surf Type
N 8th St	Thornapple St	Orchard St	City Minor	0.094	9	8	Asphalt
Christian B Haas Dr	Yankee Rd	Dead End or Start	City Minor	0.22	8	7	Asphalt
Fort St	S Riverside Ave	CSX Transportation	City Minor	0.015	8	3	Asphalt
Braeburn Rd	N 6th St	Birkdale Rd	City Minor	0.094	7	8	Asphalt
Harriet St	Goffe St	S Riverside Ave	City Minor	0.061	7	4	Asphalt
N 10th St	Vine St	Robinson St	City Minor	0.061	7	6	Asphalt
N 10th St	Waterloo St	Baird St	City Minor	0.031	7	6	Asphalt
Orchard St	N 9th St	N 8th St	City Minor	0.047	7	10	Asphalt
Orchard St	N 8th St	N 6th St	City Minor	0.094	7	10	Asphalt
Palmer St	S Riverside Ave	Elmdale Rd	City Minor	0.055	7	8	Asphalt
Robinson St	N 10th St	N 9th St	City Minor	0.125	7	7	Asphalt
S Carney Dr	surface change	Dead End or Start	City Minor	0.308	7	8	Asphalt
S Riverside Ave	Oak St	Palmer St	City Minor	0.263	7	9	Asphalt
S Riverside Ave	Palmer St	Harriet St	City Minor	0.181	7	9	Asphalt
S Riverside Ave	Harriet St	Oakland Ave	City Minor	0.151	7	9	Asphalt
Baird St	N 10th St	N 9th St	City Minor	0.122	6	6	Asphalt
Birkdale Rd	Braeburn Rd	Dead End or Start	City Minor	0.137	6	7	Asphalt
Braeburn Rd	Birkdale Rd	Dead End or Start	City Minor	0.07	6	8	Asphalt
Braeburn Rd		0 City/Twp Line	City Minor	0.018	6		Asphalt
Cox Rd	Clinton Ave	City/Twp Line	City Minor	0.037	6	4	Asphalt
East Ct	Karen Ave	Dead End or Start	City Minor	0.06	6	6	Brick
Karen Ave	N Carney Dr	East Ct	City Minor	0.13	6	8	Brick
Karen Ave	East Ct	West Ct	City Minor	0.078	6	6	Brick
Karen Ave	West Ct	Dead End or Start	City Minor	0.028	6	6	Brick
N 2nd St	Brown St	Benedict St	City Minor	0.064	6	4	Asphalt
Oakland St	Oakland Ave	Laura St	City Minor	0.08	6	8	Asphalt
Palmer St	Saint Clair Hwy &	Edison St	City Minor	0.039	6	8	Asphalt
Palmer St	Elmdale Rd	Oakland Ave	City Minor	0.035	6	7	Asphalt
Pine St	S 6th St	S 5th St	City Minor	0.047	6	6	Asphalt
Royal St	N 4th St	N 3rd St	City Minor	0.048	6	4	Asphalt
S 7th St	condition change	Francis St	City Minor	0.024	6	4	Asphalt
S Carney Dr	Fred W Moore Hwy	surface change	City Minor	0.02	6	10	Concrete
Waterloo St	N 9th St	N 6th St	City Minor	0.127	6	7	Asphalt
West Ct	Karen Ave	Dead End or Start	City Minor	0.054	6	6	Brick
Cedar St	Whiting St	[Undescribed Rating Segment Split]	City Minor	0.035	5	7	Asphalt
Jackson St	Oakwood Ln	condition change	City Minor	0.117	5	6	Asphalt
Jay St	S 5th St	S 4th St	City Minor	0.047	5	3	Asphalt



**City of St. Clair 2015 PASER Assessment**  
**Local Streets by 2015 PASER Rating**

**Appendix A-3**

Road Name	From	To	Legal Sys	Length (Mile)	2015 RATING	2008 RATING	Surf Type
Mulberry St	N 4th St	N 3rd St	City Minor	0.047	5	8	Asphalt
N 10th St	Robinson St	Waterloo St	City Minor	0.034	5	6	Asphalt
N Delano St	condition change	S Delano St	City Minor	0.031	5	2	Asphalt
Palmer St	Edison St	Glendale St	City Minor	0.145	5	7	Asphalt
S 10th St	Jay St	Adams St	City Minor	0.045	5	5	Asphalt
S 2nd St	Fort St	condition change	City Minor	0.03	5	9	Asphalt
S 7th St	Francis St	Juliet St	City Minor	0.047	5	4	Asphalt
Thornapple St	N 5th St	N 4th St	City Minor	0.046	5	3	Asphalt
Thornapple St	N 4th St	N 3rd St	City Minor	0.048	5	3	Asphalt
Whiting St	Fred W Moore Hwy	Hugo St	City Minor	0.167	5	6	Asphalt
Whiting St	Hugo St	Hugo St	City Minor	0.006	5	7	Asphalt
Whiting St	Hugo St	Cedar St	City Minor	0.099	5	7	Asphalt
Witherell St	S 9th St	S 8th St	City Minor	0.048	5	3	Asphalt
Witherell St	S 7th St	S 6th St	City Minor	0.048	5	2	Asphalt
Adams St	CSX Transportation	S 10th St	City Minor	0.154	4	5	Asphalt
Adams St	S 10th St	N 9th St	City Minor	0.101	4	5	Asphalt
Ash St	Cox Rd	S Delano St	City Minor	0.264	4	6	Asphalt
Hawthorne Rd	Dead End or Start	E Meldrum Cir	City Minor	0.024	4	5	Asphalt
Highland Dr	Braeburn Rd	Turnberry Dr	City Minor	0.153	4	2	Asphalt
Highland Dr	condition change	Prestwick St	City Minor	0.034	4	1	Asphalt
Hugo St	Oakwood Ln	Dead End or Start	City Minor	0.096	4	6	Asphalt
Jay St	S 8th St	S 7th St	City Minor	0.048	4	3	Asphalt
Jay St	S 7th St	S 6th St	City Minor	0.047	4	4	Asphalt
Jay St	S 6th St	S 5th St	City Minor	0.048	4	4	Asphalt
Jay St	S 4th St	S 3rd St	City Minor	0.046	4	3	Asphalt
N 4th St	Vine St	Royal St	City Minor	0.12	4	6	Concrete
N 6th St	Vine St	Robinson St	City Minor	0.067	4	4	Asphalt
N 6th St	Robinson St	Waterloo St	City Minor	0.033	4	4	Asphalt
N 6th St	Waterloo St	Royal St	City Minor	0.027	4	5	Asphalt
Oakwood Ln	Hugo St	Jackson St	City Minor	0.059	4	4	Asphalt
Royal St	N 6th St	N 5th St	City Minor	0.065	4	4	Asphalt
Royal St	N 5th St	N 4th St	City Minor	0.046	4	4	Asphalt
S 10th St	Cass St	Jay St	City Minor	0.127	4	4	Asphalt
S 11th St	condition change	Dead End or Start	City Minor	0.089	4	5	Asphalt
S 12th St	Fred W Moore Hwy	condition change	City Minor	0.123	4	6	Asphalt
S 2nd St	condition change	Dead End or Start	City Minor	0.045	4	10	Asphalt
S 5th St	Pine St	Clinton Ave	City Minor	0.051	4	7	Asphalt

**City of St. Clair 2015 PASER Assessment**  
**Local Streets by 2015 PASER Rating**

**Appendix A-3**

Road Name	From	To	Legal Sys	Length (Mile)	2015 RATING	2008 RATING	Surf Type
S 5th St	Trumbull St	Jay St	City Minor	0.048	4	2	Asphalt
S 7th St	Clinton Ave	Witherall St	City Minor	0.048	4	5	Asphalt
S 7th St	Trumbull St	Jay St	City Minor	0.046	4	3	Asphalt
S Delano St	Cox Rd	Ash St	City Minor	0.213	4	5	Asphalt
Thornapple St	N 6th St	N 5th St	City Minor	0.049	4	2	Asphalt
Waterloo St	N 10th St	N 9th St	City Minor	0.124	4	7	Asphalt
Whiting St	Cedar St	Clinton Ave	City Minor	0.072	4	7	Asphalt
Witherell St	S 8th St	S 7th St	City Minor	0.047	4	3	Asphalt
Adams St	N 6th St	N 5th St	City Minor	0.047	3	3	Asphalt
Adams St	N 5th St	N 4th St	City Minor	0.048	3	4	Asphalt
Adams St	N 9th St	N 8th St	City Minor	0.046	3	4	Asphalt
Adams St	N 8th St	N 7th St	City Minor	0.049	3	4	Asphalt
Benedict St	N 6th St	N 4th St	City Minor	0.113	3	3	Asphalt
Benedict St	N 4th St	N 2nd St	City Minor	0.095	3	4	Asphalt
Cass St	S 8th St	S 7th St	City Minor	0.047	3	3	Asphalt
Cass St	S 7th St	S 6th St	City Minor	0.048	3	4	Asphalt
Cedar St	S 12th St	S 11th St	City Minor	0.057	3	4	Asphalt
Cedar St	[Undescribed Rating Segment Split]	S 12th St	City Minor	0.034	3	3	Asphalt
Cedar St	S 10th St	[Undescribed Rating Segment Split]	City Minor	0.037	3	3	Asphalt
Cedar St	[Undescribed Rating Segment Split]	condition change	City Minor	0.022	3	6	Asphalt
Devon St	E Meldrum Cir	Stratford Rd	City Minor	0.067	3	3	Asphalt
E Meldrum Cir	Hawthorne Rd	Dead End or Start	City Minor	0.04	3		Asphalt
Glendale St	Catherine St	Palmer St	City Minor	0.263	3	3	Asphalt
Goffe St	Palmer St	Harriet St	City Minor	0.183	3	3	Asphalt
Goffe St	Harriet St	Laura St	City Minor	0.175	3	3	Asphalt
Goffe St	Laura St	Saint Clair Hwy	City Minor	0.032	3	3	Asphalt
Henry St	Hugo St	Clinton Ave	City Minor	0.167	3	3	Asphalt
Highland Dr	Brown St	Saint Andrews St	City Minor	0.069	3	4	Asphalt
Highland Dr	Gleneagles St	Turnberry Dr	City Minor	0.09	3	3	Asphalt
Jackson St	condition change	S Carney Dr	City Minor	0.073	3	3	Asphalt
Laura St	Goffe St	S Riverside Ave	City Minor	0.064	3	4	Asphalt
N 2nd St	Benedict St	Devon St	City Minor	0.136	3	4	Asphalt
N 4th St	Brown St	Benedict St	City Minor	0.06	3	4	Asphalt
N 4th St	Benedict St	E Meldrum Cir	City Minor	0.055	3	4	Asphalt
N 5th St	Orchard St	Vine St	City Minor	0.047	3	4	Asphalt
N 6th St	Royal St	Royal St	City Minor	0.031	3	4	Asphalt
N 6th St	Royal St	Brown St	City Minor	0.159	3	4	Asphalt

**City of St. Clair 2015 PASER Assessment**  
**Local Streets by 2015 PASER Rating**

**Appendix A-3**

Road Name	From	To	Legal Sys	Length (Mile)	2015 RATING	2008 RATING	Surf Type
N 7th St	Adams St	Adams St	City Minor	0.011	3	3	Asphalt
Oakwood Ln	Jackson St	Clinton Ave	City Minor	0.079	3	4	Asphalt
Oakwood Ln	condition change	Hugo St	City Minor	0.052	3	4	Asphalt
Orchard St	N 4th St	N 3rd St	City Minor	0.048	3	4	Asphalt
Royal St	N 9th St	N 6th St	City Minor	0.127	3	3	Asphalt
S 10th St	Clinton Ave	Witherall St	City Minor	0.05	3	4	Asphalt
S 10th St	Witherall St	Cass St	City Minor	0.047	3	4	Asphalt
S 12th St	Cedar St	condition change	City Minor	0.033	3	3	Asphalt
S 15th St	Fred W Moore Hwy	Hugo St	City Minor	0.206	3	5	Asphalt
S 5th St	Cedar St	Pine St	City Minor	0.026	3	4	Asphalt
S 7th St	Jay St	Adams St	City Minor	0.051	3	3	Asphalt
S 8th St	Francis St	Juliet St	City Minor	0.048	3	3	Asphalt
S 8th St	Juliet St	Fort St	City Minor	0.047	3	3	Asphalt
S 8th St	Fort St	Cedar St	City Minor	0.048	3	3	Asphalt
S 8th St	Cedar St	Pine St	City Minor	0.046	3	3	Asphalt
S 9th St	Fred W Moore Hwy	Francis St	City Minor	0.047	3	3	Asphalt
S 9th St	Francis St	Juliet St	City Minor	0.048	3	3	Asphalt
S 9th St	Juliet St	Fort St	City Minor	0.047	3	3	Asphalt
S Delano St	Ash St	S Carney Dr	City Minor	0.066	3	5	Asphalt
Sinclair St	pavement change	S Carney Dr	City Minor	0.132	3	6	Concrete
Thornapple St	N 8th St	N 7th St	City Minor	0.048	3	3	Asphalt
Troon St	Saint Andrews St	Prestwick St	City Minor	0.074	3	4	Asphalt
Adams St	N 7th St	N 6th St	City Minor	0.046	2	3	Asphalt
Adams St	N 4th St	N 3rd St	City Minor	0.047	2	3	Asphalt
Cass St	S 9th St	S 8th St	City Minor	0.047	2	2	Asphalt
Cass St	S 5th St	S 4th St	City Minor	0.047	2	2	Asphalt
Cass St	S 4th St	S 3rd St	City Minor	0.048	2	2	Asphalt
Cedar St	S 9th St	S 8th St	City Minor	0.047	2	3	Asphalt
Cedar St	S 8th St	S 7th St	City Minor	0.047	2	3	Asphalt
Cedar St	condition change	S 9th St	City Minor	0.014	2	3	Asphalt
Christian B Haas Dr	S Range Rd	condition change	City Minor	0.066	2	3	Asphalt
E Meldrum Cir	Hawthorne Rd	Devon St	City Minor	0.167	2	3	Asphalt
E Meldrum Cir	Devon St	N 4th St	City Minor	0.094	2	3	Asphalt
E Meldrum Cir	N 4th St	Dead End or Start	City Minor	0.082	2	2	Asphalt
Fort St	S 9th St	S 8th St	City Minor	0.047	2	4	Asphalt
Fort St	S 8th St	S 7th St	City Minor	0.047	2	3	Asphalt
Fort St	S 7th St	S 6th St	City Minor	0.048	2	2	Asphalt

**City of St. Clair 2015 PASER Assessment**  
**Local Streets by 2015 PASER Rating**

**Appendix A-3**

Road Name	From	To	Legal Sys	Length (Mile)	2015 RATING	2008 RATING	Surf Type
Fort St	CSX Transportation	S 2nd St	City Minor	0.033	2	3	Asphalt
Francis St	S 9th St	S 8th St	City Minor	0.047	2	2	Asphalt
Francis St	S 8th St	S 7th St	City Minor	0.047	2	3	Asphalt
Goffe St	Oak St	Palmer St	City Minor	0.262	2	2	Asphalt
Hawthorne Rd	E Meldrum Cir	Stratford Rd	City Minor	0.07	2	3	Asphalt
Hawthorne Rd	Stratford Rd	River Rd	City Minor	0.099	2	3	Asphalt
Henry St	Fred W Moore Hwy	Hugo St	City Minor	0.179	2	3	Asphalt
Highland Dr	Prestwick St	Gleneagles St	City Minor	0.074	2	4	Asphalt
Highland Dr	Saint Andrews St	condition change	City Minor	0.04	2	3	Asphalt
Jay St	S 9th St	S 8th St	City Minor	0.048	2	3	Asphalt
N 2nd St	Vine St	Dead End or Start	City Minor	0.093	2	3	Asphalt
N 3rd St	Vine St	Royal St	City Minor	0.116	2	3	Asphalt
N 3rd St	Royal St	Brown St	City Minor	0.189	2	3	Asphalt
N 4th St	N 4th St	Thornapple St	City Minor	0.05	2	2	Asphalt
N 4th St	Thornapple St	Mulberry St	City Minor	0.047	2	2	Asphalt
N 4th St	Mulberry St	Orchard St	City Minor	0.049	2	3	Asphalt
N 4th St	Orchard St	Vine St	City Minor	0.046	2	3	Asphalt
N 5th St	Mulberry St	Orchard St	City Minor	0.048	2	3	Asphalt
N 5th St	Vine St	Royal St	City Minor	0.123	2	3	Asphalt
N 5th St	Royal St	Dead End or Start	City Minor	0.063	2	3	Asphalt
N 6th St	Brown St	Benedict St	City Minor	0.06	2	4	Asphalt
N 6th St	Benedict St	Saint Andrews St	City Minor	0.01	2	4	Asphalt
N 6th St	Saint Andrews St	Turnberry Dr	City Minor	0.242	2	4	Asphalt
N 6th St	Turnberry Dr	6th/Highland	City Minor	0.066	2	4	Asphalt
N 7th St	Adams St	Thornapple St	City Minor	0.039	2	2	Asphalt
N Delano St	S Carney Dr	condition change	City Minor	0.167	2	3	Asphalt
Oakwood Ln	Sinclair St	condition change	City Minor	0.028	2	2	Asphalt
Orchard St	N 6th St	N 5th St	City Minor	0.049	2	4	Asphalt
Orchard St	N 5th St	N 4th St	City Minor	0.046	2	4	Asphalt
Palmer St	Glendale St	Goffe St	City Minor	0.073	2	3	Asphalt
Palmer St	Goffe St	S Riverside Ave	City Minor	0.061	2	3	Asphalt
Prestwick St	condition change	Troon St	City Minor	0.069	2	2	Asphalt
Robinson St	N 9th St	N 6th St	City Minor	0.126	2	3	Asphalt
S 10th St	Fred W Moore Hwy	Cedar St	City Minor	0.223	2	3	Asphalt
S 10th St	Cedar St	Clinton Ave	City Minor	0.093	2	3	Asphalt
S 11th St	Cedar St	condition change	City Minor	0.046	2	3	Asphalt
S 12th St	condition change	Cedar St	City Minor	0.137	2	2	Asphalt

**City of St. Clair 2015 PASER Assessment**  
**Local Streets by 2015 PASER Rating**

**Appendix A-3**

Road Name	From	To	Legal Sys	Length (Mile)	2015 RATING	2008 RATING	Surf Type
S 12th St	condition change	Clinton Ave	City Minor	0.053	2	2	Asphalt
S 2nd St	CSX Transportation	Fort St	City Minor	0.021	2	3	Asphalt
S 2nd St	surface change	CSX Transportation	City Minor	0.035	2	3	Asphalt
S 4th St	Clinton Ave	Witherall St	City Minor	0.049	2	2	Asphalt
S 4th St	Witherall St	Cass St	City Minor	0.047	2	3	Asphalt
S 4th St	Cass St	Trumbull St	City Minor	0.048	2	3	Asphalt
S 4th St	Trumbull St	Jay St	City Minor	0.047	2	3	Asphalt
S 5th St	Clinton Ave	Witherall St	City Minor	0.049	2	3	Asphalt
S 5th St	Witherall St	Cass St	City Minor	0.049	2	3	Asphalt
S 5th St	Cass St	Trumbull St	City Minor	0.046	2	3	Asphalt
S 5th St	Jay St	Adams St	City Minor	0.051	2	2	Asphalt
S 7th St	Juliet St	Fort St	City Minor	0.047	2	3	Asphalt
S 7th St	Fort St	Cedar St	City Minor	0.048	2	3	Asphalt
S 7th St	Cedar St	Pine St	City Minor	0.046	2	3	Asphalt
S 7th St	Pine St	Clinton Ave	City Minor	0.052	2	3	Asphalt
S 7th St	Witherall St	Cass St	City Minor	0.048	2	4	Asphalt
S 7th St	Cass St	Trumbull St	City Minor	0.048	2	4	Asphalt
S 7th St	Fred W Moore Hwy	condition change	City Minor	0.024	2	2	Asphalt
S 8th St	Pine St	Clinton Ave	City Minor	0.051	2	3	Asphalt
S 9th St	Fort St	Cedar St	City Minor	0.048	2	2	Asphalt
S 9th St	Cedar St	Pine St	City Minor	0.046	2	3	Asphalt
S Delano St	S Carney Dr	N Delano St	City Minor	0.192	2	4	Asphalt
Saint Andrews St	Highland Dr	Troon St	City Minor	0.139	2	3	Asphalt
Saint Andrews St	Troon St	N 6th St	City Minor	0.072	2	4	Asphalt
Sinclair St	Oakwood Ln	pavement change	City Minor	0.077	2	2	Asphalt
Stratford Rd	Devon St	Hawthorne Rd	City Minor	0.159	2	3	Asphalt
Thornapple St	N 9th St	N 8th St	City Minor	0.047	2	2	Asphalt
Thornapple St	N 7th St	N 6th St	City Minor	0.046	2	2	Asphalt
Troon St	Prestwick St	Gleneagles St	City Minor	0.07	2	3	Asphalt
Turnberry Dr	Turnberry Dr	N 6th St	City Minor	0.211	2	3	Asphalt
Victoria Ct	Vine St	Dead End or Start	City Minor	0.138	2	3	Asphalt
Witherell St	S 10th St	S 9th St	City Minor	0.1	2	3	Asphalt
Witherell St	S 6th St	S 5th St	City Minor	0.046	2	3	Asphalt
Witherell St	S 5th St	S 4th St	City Minor	0.048	2	2	Asphalt
Witherell St	S 4th St	S 3rd St	City Minor	0.047	2	3	Asphalt
Cass St	S 10th St	S 9th St	City Minor	0.099	1	2	Asphalt
Cass St	S 6th St	S 5th St	City Minor	0.046	1	2	Asphalt

**City of St. Clair 2015 PASER Assessment**  
**Local Streets by 2015 PASER Rating**

**Appendix A-3**

<b>Road Name</b>	<b>From</b>	<b>To</b>	<b>Legal Sys</b>	<b>Length (Mile)</b>	<b>2015 RATING</b>	<b>2008 RATING</b>	<b>Surf Type</b>
Christian B Haas Dr	condition change	condition change -2	City Minor	0.076	1	2	Asphalt
Christian B Haas Dr	condition change -2	condition change - 3	City Minor	0.331	1	3	Asphalt
Christian B Haas Dr	condition change - 3	Yankee Rd	City Minor	0.069	1	2	Asphalt
Gleneagles St	Highland Dr	Troon St	City Minor	0.147	1	3	Asphalt
N 5th St	Adams St	Thornapple St	City Minor	0.049	1	3	Asphalt
N 5th St	Thornapple St	Mulberry St	City Minor	0.048	1	2	Asphalt
N 6th St	6th/Highland	Braeburn Rd	City Minor	0.085	1	2	Asphalt
Prestwick St	Highland Dr	condition change	City Minor	0.076	1	3	Asphalt
S 11th St	Clinton Ave	Cedar St	City Minor	0.088	1	1	Asphalt
S 4th St	Jay St	N 4th St	City Minor	0.051	1	2	Asphalt
S 9th St	Pine St	Clinton Ave	City Minor	0.05	1	2	Asphalt
Thornapple St	Dead End or Start	N 9th St	City Minor	0.125	1	2	Asphalt

**City of St. Clair 2015 PASER Assessment**  
**All Streets - Alphabetical**

**Appendix A-4**

Road Name	From	To	Legal Sys	Length (Mile)	2015 RATING	2008 RATING	Surf Type
Adams St	CSX Transportation	S 10th St	City Minor	0.154	4	5	Asphalt
Adams St	S 10th St	N 9th St	City Minor	0.101	4	5	Asphalt
Adams St	N 6th St	N 5th St	City Minor	0.047	3	3	Asphalt
Adams St	N 5th St	N 4th St	City Minor	0.048	3	4	Asphalt
Adams St	N 9th St	N 8th St	City Minor	0.046	3	4	Asphalt
Adams St	N 8th St	N 7th St	City Minor	0.049	3	4	Asphalt
Adams St	N 7th St	N 6th St	City Minor	0.046	2	3	Asphalt
Adams St	N 4th St	N 3rd St	City Minor	0.047	2	3	Asphalt
Ash St	Cox Rd	S Delano St	City Minor	0.264	4	6	Asphalt
Baird St	N 10th St	N 9th St	City Minor	0.122	6	6	Asphalt
Benedict St	N 6th St	N 4th St	City Minor	0.113	3	3	Asphalt
Benedict St	N 4th St	N 2nd St	City Minor	0.095	3	4	Asphalt
Birkdale Rd	Braeburn Rd	Dead End or Start	City Minor	0.137	6	7	Asphalt
Braeburn Rd	N 6th St	Birkdale Rd	City Minor	0.094	7	8	Asphalt
Braeburn Rd	Birkdale Rd	Dead End or Start	City Minor	0.07	6	8	Asphalt
Braeburn Rd		City/Twp Line	City Minor	0.018	6		Asphalt
Brown St	N 6th St	Langley Cir	City Major	0.064	7	9	Asphalt
Brown St	Langley Cir	Langley Cir	City Major	0.01	7	9	Asphalt
Brown St	Langley Cir	N 4th St	City Major	0.037	7	9	Asphalt
Brown St	N 4th St	N 3rd St	City Major	0.045	7	9	Asphalt
Brown St	N 2nd St	River Rd	City Major	0.073	7	9	Asphalt
Brown St	N 9th St	N 6th St	City Major	0.129	7	9	Asphalt
Brown St	N 3rd St	N 2nd St	City Major	0.034	6	8	Asphalt
Brown St	S Range Rd	CSX Transportation	City Major	0.018	4	5	Asphalt
Brown St	Jordan Creek Dr	Highland Dr	City Major	0.062	4	5	Asphalt
Brown St	CSX Transportation	Jordan Creek Dr	City Major	0.028	3	5	Asphalt
Brown St	CSX Transportation	Jordan Creek Dr	City Major	0.059	3	5	Asphalt
Brown St	Highland Dr	N 9th St	City Major	0.079	3	6	Asphalt
Cass St	S 8th St	S 7th St	City Minor	0.047	3	3	Asphalt
Cass St	S 7th St	S 6th St	City Minor	0.048	3	4	Asphalt
Cass St	Cass/Trumbull Cutoff	N Riverside Ave	City Major	0.045	3	5	Concrete
Cass St	S 3rd St		City Major	0.047	3	5	Concrete
Cass St		Cass/Trumbull Cutoff	City Major	0.017	3	6	Concrete
Cass St	S 9th St	S 8th St	City Minor	0.047	2	2	Asphalt
Cass St	S 5th St	S 4th St	City Minor	0.047	2	2	Asphalt
Cass St	S 4th St	S 3rd St	City Minor	0.048	2	2	Asphalt
Cass St	S 10th St	S 9th St	City Minor	0.099	1	2	Asphalt

**City of St. Clair 2015 PASER Assessment**  
**All Streets - Alphabetical**

**Appendix A-4**

Road Name	From	To	Legal Sys	Length (Mile)	2015 RATING	2008 RATING	Surf Type
Cass St	S 6th St	S 5th St	City Minor	0.046	1	2	Asphalt
Cass/Trumbull Cutoff	Cass/Trumbull Cutoff	Trumbull St	City Major	0.01	4	6	Concrete
Cedar St	Whiting St	[Undescribed Rating Segment Split]	City Minor	0.035	5	7	Asphalt
Cedar St	S 12th St	S 11th St	City Minor	0.057	3	4	Asphalt
Cedar St	[Undescribed Rating Segment Split]	S 12th St	City Minor	0.034	3	3	Asphalt
Cedar St	S 10th St	[Undescribed Rating Segment Split]	City Minor	0.037	3	3	Asphalt
Cedar St	[Undescribed Rating Segment Split]	condition change	City Minor	0.022	3	6	Asphalt
Cedar St	S 9th St	S 8th St	City Minor	0.047	2	3	Asphalt
Cedar St	S 8th St	S 7th St	City Minor	0.047	2	3	Asphalt
Cedar St	condition change	S 9th St	City Minor	0.014	2	3	Asphalt
Christian B Haas Dr	Yankee Rd	Dead End or Start	City Minor	0.22	8	7	Asphalt
Christian B Haas Dr	S Range Rd	condition change	City Minor	0.066	2	3	Asphalt
Christian B Haas Dr	condition change	condition change -2	City Minor	0.076	1	2	Asphalt
Christian B Haas Dr	condition change -2	condition change - 3	City Minor	0.331	1	3	Asphalt
Christian B Haas Dr	condition change - 3	Yankee Rd	City Minor	0.069	1	2	Asphalt
Clinton Ave	Oakwood Ln	S Carney Dr	City Major	0.18	8	8	Asphalt
Clinton Ave	Clinton Ave	Oakwood Ln	City Major	0.114	7	7	Asphalt
Clinton Ave	S Carney Dr	Henry St	City Major	0.255	6	7	Composite
Clinton Ave	S 6th St	S 5th St	City Major	0.047	6	8	Concrete
Clinton Ave	S 4th St	S 3rd St	City Major	0.048	6	8	Concrete
Clinton Ave	S 5th St	S 4th St	City Major	0.047	5	8	Concrete
Clinton Ave	surface change	S 6th St	City Major	0.013	5	8	Concrete
Clinton Ave	Henry St	CSX Transportation	City Major	0.056	5	7	Asphalt
Clinton Ave	CSX Transportation	Whiting St	City Major	0.003	5	8	Asphalt
Clinton Ave	Whiting St	S 12th St	City Major	0.077	5	8	Asphalt
Clinton Ave	S 12th St	S 11th St	City Major	0.051	5	8	Asphalt
Clinton Ave	S 11th St	S 10th St	City Major	0.024	5	7	Asphalt
Clinton Ave	S 10th St	S 9th St	City Major	0.07	5	7	Asphalt
Clinton Ave	S 8th St	S 7th St	City Major	0.048	5	7	Asphalt
Clinton Ave	S 10th St	S 10th St	City Major	0.03	4	7	Asphalt
Clinton Ave	S 9th St	S 8th St	City Major	0.047	4	7	Asphalt
Clinton Ave	S 7th St	surface change	City Major	0.034	4	7	Asphalt
Clinton Ave	S 3rd St	N Riverside Ave	City Major	0.097	3	8	Concrete
Cox Rd	Clinton Ave	City/Twp Line	City Minor	0.037	6	4	Asphalt
Devon St	E Meldrum Cir	Stratford Rd	City Minor	0.067	3	3	Asphalt
E Meldrum Cir	Hawthorne Rd	Dead End or Start	City Minor	0.04	3		Asphalt
E Meldrum Cir	Hawthorne Rd	Devon St	City Minor	0.167	2	3	Asphalt



**City of St. Clair 2015 PASER Assessment**  
**All Streets - Alphabetical**

**Appendix A-4**

Road Name	From	To	Legal Sys	Length (Mile)	2015 RATING	2008 RATING	Surf Type
E Meldrum Cir	Devon St	N 4th St	City Minor	0.094	2	3	Asphalt
E Meldrum Cir	N 4th St	Dead End or Start	City Minor	0.082	2	2	Asphalt
East Ct	Karen Ave	Dead End or Start	City Minor	0.06	6	6	Brick
Fort St	S Riverside Ave	CSX Transportation	City Minor	0.015	8	3	Asphalt
Fort St	S 9th St	S 8th St	City Minor	0.047	2	4	Asphalt
Fort St	S 8th St	S 7th St	City Minor	0.047	2	3	Asphalt
Fort St	S 7th St	S 6th St	City Minor	0.048	2	2	Asphalt
Fort St	CSX Transportation	S 2nd St	City Minor	0.033	2	3	Asphalt
Francis St	S 9th St	S 8th St	City Minor	0.047	2	2	Asphalt
Francis St	S 8th St	S 7th St	City Minor	0.047	2	3	Asphalt
Fred W Moore Hwy	City/Twp Line	surface change	City Major	0.262	7	4	Asphalt
Fred W Moore Hwy	S 12th St	S 10th St	City Major	0.131	5	8	Concrete
Fred W Moore Hwy	S 9th St	S 7th St	City Major	0.095	5	8	Concrete
Fred W Moore Hwy	surface change	S Carney Dr	City Major	0.008	5	8	Concrete
Fred W Moore Hwy	S Carney Dr	S 15th St	City Major	0.13	4	8	Concrete
Fred W Moore Hwy	CSX Transportation	Whiting St	City Major	0.003	4	8	Concrete
Fred W Moore Hwy	Whiting St	S 12th St	City Major	0.059	4	8	Concrete
Fred W Moore Hwy	S 10th St	S 9th St	City Major	0.092	4	8	Concrete
Fred W Moore Hwy	S 15th St	Henry St	City Major	0.078	3	8	Concrete
Fred W Moore Hwy	Henry St	CSX Transportation	City Major	0.061	3	8	Concrete
Glendale St	Catherine St	Palmer St	City Minor	0.263	3	3	Asphalt
Gleneagles St	Highland Dr	Troon St	City Minor	0.147	1	3	Asphalt
Goffe St	Palmer St	Harriet St	City Minor	0.183	3	3	Asphalt
Goffe St	Harriet St	Laura St	City Minor	0.175	3	3	Asphalt
Goffe St	Laura St	Saint Clair Hwy	City Minor	0.032	3	3	Asphalt
Goffe St	Oak St	Palmer St	City Minor	0.262	2	2	Asphalt
Harriet St	Goffe St	S Riverside Ave	City Minor	0.061	7	4	Asphalt
Hawthorne Rd	Dead End or Start	E Meldrum Cir	City Minor	0.024	4	5	Asphalt
Hawthorne Rd	E Meldrum Cir	Stratford Rd	City Minor	0.07	2	3	Asphalt
Hawthorne Rd	Stratford Rd	River Rd	City Minor	0.099	2	3	Asphalt
Henry St	Hugo St	Clinton Ave	City Minor	0.167	3	3	Asphalt
Henry St	Fred W Moore Hwy	Hugo St	City Minor	0.179	2	3	Asphalt
Highland Dr	Braeburn Rd	Turnberry Dr	City Minor	0.153	4	2	Asphalt
Highland Dr	condition change	Prestwick St	City Minor	0.034	4	1	Asphalt
Highland Dr	Brown St	Saint Andrews St	City Minor	0.069	3	4	Asphalt
Highland Dr	Gleneagles St	Turnberry Dr	City Minor	0.09	3	3	Asphalt
Highland Dr	Prestwick St	Gleneagles St	City Minor	0.074	2	4	Asphalt

**City of St. Clair 2015 PASER Assessment**  
**All Streets - Alphabetical**

**Appendix A-4**

Road Name	From	To	Legal Sys	Length (Mile)	2015 RATING	2008 RATING	Surf Type
Highland Dr	Saint Andrews St	condition change	City Minor	0.04	2	3	Asphalt
Hugo St	Oakwood Ln	Dead End or Start	City Minor	0.096	4	6	Asphalt
Jackson St	Oakwood Ln	condition change	City Minor	0.117	5	6	Asphalt
Jackson St	condition change	S Carney Dr	City Minor	0.073	3	3	Asphalt
Jay St	S 3rd St	S 2nd St	City Major	0.046	5	7	Concrete
Jay St	S 5th St	S 4th St	City Minor	0.047	5	3	Asphalt
Jay St	S 8th St	S 7th St	City Minor	0.048	4	3	Asphalt
Jay St	S 7th St	S 6th St	City Minor	0.047	4	4	Asphalt
Jay St	S 6th St	S 5th St	City Minor	0.048	4	4	Asphalt
Jay St	S 4th St	S 3rd St	City Minor	0.046	4	3	Asphalt
Jay St	S 2nd St	N Riverside Ave	City Major	0.052	3	5	Concrete
Jay St	S 9th St	S 8th St	City Minor	0.048	2	3	Asphalt
Karen Ave	N Carney Dr	East Ct	City Minor	0.13	6	8	Brick
Karen Ave	East Ct	West Ct	City Minor	0.078	6	6	Brick
Karen Ave	West Ct	Dead End or Start	City Minor	0.028	6	6	Brick
Laura St	Goffe St	S Riverside Ave	City Minor	0.064	3	4	Asphalt
Mary St	Mary St	S Riverside Ave	City Major	0.05	2	3	Concrete
Mulberry St	N 4th St	N 3rd St	City Minor	0.047	5	8	Asphalt
N 10th St	Vine St	Robinson St	City Minor	0.061	7	6	Asphalt
N 10th St	Waterloo St	Baird St	City Minor	0.031	7	6	Asphalt
N 10th St	Robinson St	Waterloo St	City Minor	0.034	5	6	Asphalt
N 2nd St	Brown St	Benedict St	City Minor	0.064	6	4	Asphalt
N 2nd St	Benedict St	Devon St	City Minor	0.136	3	4	Asphalt
N 2nd St	Vine St	Dead End or Start	City Minor	0.093	2	3	Asphalt
N 3rd St	N 3rd St	Thornapple St	City Major	0.05	5	7	Concrete
N 3rd St	Thornapple St	Mulberry St	City Major	0.046	5	7	Concrete
N 3rd St	Mulberry St	Orchard St	City Major	0.047	3	6	Concrete
N 3rd St	Orchard St	Vine St	City Major	0.048	3	5	Concrete
N 3rd St	Vine St	Royal St	City Minor	0.116	2	3	Asphalt
N 3rd St	Royal St	Brown St	City Minor	0.189	2	3	Asphalt
N 4th St	Vine St	Royal St	City Minor	0.12	4	6	Concrete
N 4th St	Brown St	Benedict St	City Minor	0.06	3	4	Asphalt
N 4th St	Benedict St	E Meldrum Cir	City Minor	0.055	3	4	Asphalt
N 4th St	N 4th St	Thornapple St	City Minor	0.05	2	2	Asphalt
N 4th St	Thornapple St	Mulberry St	City Minor	0.047	2	2	Asphalt
N 4th St	Mulberry St	Orchard St	City Minor	0.049	2	3	Asphalt
N 4th St	Orchard St	Vine St	City Minor	0.046	2	3	Asphalt

**City of St. Clair 2015 PASER Assessment**  
**All Streets - Alphabetical**

**Appendix A-4**

Road Name	From	To	Legal Sys	Length (Mile)	2015 RATING	2008 RATING	Surf Type
N 5th St	Orchard St	Vine St	City Minor	0.047	3	4	Asphalt
N 5th St	Mulberry St	Orchard St	City Minor	0.048	2	3	Asphalt
N 5th St	Vine St	Royal St	City Minor	0.123	2	3	Asphalt
N 5th St	Royal St	Dead End or Start	City Minor	0.063	2	3	Asphalt
N 5th St	Adams St	Thornapple St	City Minor	0.049	1	3	Asphalt
N 5th St	Thornapple St	Mulberry St	City Minor	0.048	1	2	Asphalt
N 6th St	N 6th St	Thornapple St	City Major	0.051	8	9	Asphalt
N 6th St	Thornapple St	Mulberry St	City Major	0.047	8	9	Asphalt
N 6th St	Mulberry St	Orchard St	City Major	0.047	8	8	Asphalt
N 6th St	Orchard St	Vine St	City Major	0.048	8	8	Asphalt
N 6th St	Vine St	Robinson St	City Minor	0.067	4	4	Asphalt
N 6th St	Robinson St	Waterloo St	City Minor	0.033	4	4	Asphalt
N 6th St	Waterloo St	Royal St	City Minor	0.027	4	5	Asphalt
N 6th St	Royal St	Royal St	City Minor	0.031	3	4	Asphalt
N 6th St	Royal St	Brown St	City Minor	0.159	3	4	Asphalt
N 6th St	Brown St	Benedict St	City Minor	0.06	2	4	Asphalt
N 6th St	Benedict St	Saint Andrews St	City Minor	0.01	2	4	Asphalt
N 6th St	Saint Andrews St	Turnberry Dr	City Minor	0.242	2	4	Asphalt
N 6th St	Turnberry Dr	6th/Highland	City Minor	0.066	2	4	Asphalt
N 6th St	6th/Highland	Braeburn Rd	City Minor	0.085	1	2	Asphalt
N 7th St	Adams St	Adams St	City Minor	0.011	3	3	Asphalt
N 7th St	Adams St	Thornapple St	City Minor	0.039	2	2	Asphalt
N 8th St	Thornapple St	Orchard St	City Minor	0.094	9	8	Asphalt
N 9th St	Adams St	Thornapple St	City Major	0.033	8	10	Asphalt
N 9th St	Thornapple St	Orchard St	City Major	0.094	8	10	Asphalt
N 9th St	Vine St	Robinson St	City Major	0.064	8	9	Asphalt
N 9th St	Robinson St	Waterloo St	City Major	0.035	8	9	Asphalt
N 9th St	Waterloo St	Baird St	City Major	0.032	8	9	Asphalt
N 9th St	Baird St	Royal St	City Major	0.026	8	9	Asphalt
N 9th St	Royal St	Brown St	City Major	0.157	8	9	Asphalt
N 9th St	Orchard St	Vine St	City Major	0.06	7	10	Asphalt
N Carney Dr	N Carney Dr	Vine St	City Major	0.079	6	6	Asphalt
N Carney Dr	Shelldrake Ln	N Carney Dr	City Major	0.04	5	6	Asphalt
N Carney Dr	Vine St	Karen Ave	City Major	0.078	4	6	Asphalt
N Carney Dr	Karen Ave	S Range Rd	City Major	0.426	4	6	Asphalt
N Delano St	condition change	S Delano St	City Minor	0.031	5	2	Asphalt
N Delano St	S Carney Dr	condition change	City Minor	0.167	2	3	Asphalt

**City of St. Clair 2015 PASER Assessment**  
**All Streets - Alphabetical**

**Appendix A-4**

Road Name	From	To	Legal Sys	Length (Mile)	2015 RATING	2008 RATING	Surf Type
Oakland St	Oakland Ave	Laura St	City Minor	0.08	6	8	Asphalt
Oakwood Ln	Hugo St	Jackson St	City Minor	0.059	4	4	Asphalt
Oakwood Ln	Jackson St	Clinton Ave	City Minor	0.079	3	4	Asphalt
Oakwood Ln	condition change	Hugo St	City Minor	0.052	3	4	Asphalt
Oakwood Ln	Sinclair St	condition change	City Minor	0.028	2	2	Asphalt
Orchard St	N 9th St	N 8th St	City Minor	0.047	7	10	Asphalt
Orchard St	N 8th St	N 6th St	City Minor	0.094	7	10	Asphalt
Orchard St	N 4th St	N 3rd St	City Minor	0.048	3	4	Asphalt
Orchard St	N 6th St	N 5th St	City Minor	0.049	2	4	Asphalt
Orchard St	N 5th St	N 4th St	City Minor	0.046	2	4	Asphalt
Palmer St	S Riverside Ave	Elmdale Rd	City Minor	0.055	7	8	Asphalt
Palmer St	Saint Clair Hwy &	Edison St	City Minor	0.039	6	8	Asphalt
Palmer St	Elmdale Rd	Oakland Ave	City Minor	0.035	6	7	Asphalt
Palmer St	Edison St	Glendale St	City Minor	0.145	5	7	Asphalt
Palmer St	Glendale St	Goffe St	City Minor	0.073	2	3	Asphalt
Palmer St	Goffe St	S Riverside Ave	City Minor	0.061	2	3	Asphalt
Pine St	S 6th St	S 5th St	City Minor	0.047	6	6	Asphalt
Prestwick St	condition change	Troon St	City Minor	0.069	2	2	Asphalt
Prestwick St	Highland Dr	condition change	City Minor	0.076	1	3	Asphalt
Rattle Run Rd	City/Twp Line	Clinton Ave	City Major	0.229	7	7	Asphalt
Robinson St	N 10th St	N 9th St	City Minor	0.125	7	7	Asphalt
Robinson St	N 9th St	N 6th St	City Minor	0.126	2	3	Asphalt
Royal St	N 4th St	N 3rd St	City Minor	0.048	6	4	Asphalt
Royal St	N 6th St	N 5th St	City Minor	0.065	4	4	Asphalt
Royal St	N 5th St	N 4th St	City Minor	0.046	4	4	Asphalt
Royal St	N 9th St	N 6th St	City Minor	0.127	3	3	Asphalt
S 10th St	Jay St	Adams St	City Minor	0.045	5	5	Asphalt
S 10th St	Cass St	Jay St	City Minor	0.127	4	4	Asphalt
S 10th St	Clinton Ave	Witherall St	City Minor	0.05	3	4	Asphalt
S 10th St	Witherall St	Cass St	City Minor	0.047	3	4	Asphalt
S 10th St	Fred W Moore Hwy	Cedar St	City Minor	0.223	2	3	Asphalt
S 10th St	Cedar St	Clinton Ave	City Minor	0.093	2	3	Asphalt
S 11th St	condition change	Dead End or Start	City Minor	0.089	4	5	Asphalt
S 11th St	Cedar St	condition change	City Minor	0.046	2	3	Asphalt
S 11th St	Clinton Ave	Cedar St	City Minor	0.088	1	1	Asphalt
S 12th St	Fred W Moore Hwy	condition change	City Minor	0.123	4	6	Asphalt
S 12th St	Cedar St	condition change	City Minor	0.033	3	3	Asphalt

**City of St. Clair 2015 PASER Assessment**  
**All Streets - Alphabetical**

**Appendix A-4**

Road Name	From	To	Legal Sys	Length (Mile)	2015 RATING	2008 RATING	Surf Type
S 12th St	condition change	Cedar St	City Minor	0.137	2	2	Asphalt
S 12th St	condition change	Clinton Ave	City Minor	0.053	2	2	Asphalt
S 15th St	Fred W Moore Hwy	Hugo St	City Minor	0.206	3	5	Asphalt
S 2nd St	Fort St	condition change	City Minor	0.03	5	9	Asphalt
S 2nd St	S 2nd St	Jay St	City Major	0.051	4	7	Concrete
S 2nd St	condition change	Dead End or Start	City Minor	0.045	4	10	Asphalt
S 2nd St	CSX Transportation	Fort St	City Minor	0.021	2	3	Asphalt
S 2nd St	surface change	CSX Transportation	City Minor	0.035	2	3	Asphalt
S 3rd St	Clinton Ave	Witherall St	City Major	0.049	5	7	Concrete
S 3rd St	Witherall St	Cass St	City Major	0.049	5	7	Concrete
S 3rd St	Cass St	Trumbull St	City Major	0.047	4	6	Concrete
S 3rd St	Jay St	N 3rd St	City Major	0.051	3	6	Concrete
S 3rd St	Trumbull St	Jay St	City Major	0.048	2	5	Concrete
S 4th St	Clinton Ave	Witherall St	City Minor	0.049	2	2	Asphalt
S 4th St	Witherall St	Cass St	City Minor	0.047	2	3	Asphalt
S 4th St	Cass St	Trumbull St	City Minor	0.048	2	3	Asphalt
S 4th St	Trumbull St	Jay St	City Minor	0.047	2	3	Asphalt
S 4th St	Jay St	N 4th St	City Minor	0.051	1	2	Asphalt
S 5th St	Pine St	Clinton Ave	City Minor	0.051	4	7	Asphalt
S 5th St	Trumbull St	Jay St	City Minor	0.048	4	2	Asphalt
S 5th St	Cedar St	Pine St	City Minor	0.026	3	4	Asphalt
S 5th St	Clinton Ave	Witherall St	City Minor	0.049	2	3	Asphalt
S 5th St	Witherall St	Cass St	City Minor	0.049	2	3	Asphalt
S 5th St	Cass St	Trumbull St	City Minor	0.046	2	3	Asphalt
S 5th St	Jay St	Adams St	City Minor	0.051	2	2	Asphalt
S 6th St	Clinton Ave	Witherall St	City Major	0.047	8	9	Asphalt
S 6th St	Trumbull St	Jay St	City Major	0.048	8	9	Asphalt
S 6th St	Witherall St	Cass St	City Major	0.049	7	9	Asphalt
S 6th St	Jay St	N 6th St	City Major	0.05	7	9	Asphalt
S 6th St	Cass St	Trumbull St	City Major	0.047	6	9	Asphalt
S 6th St	S 7th St	Francis St	City Major	0.074	5	8	Concrete
S 6th St	Francis St	Juliet St	City Major	0.046	4	8	Concrete
S 6th St	Fort St	Cedar St	City Major	0.047	4	8	Concrete
S 6th St	Cedar St	Pine St	City Major	0.047	4	8	Concrete
S 6th St	Pine St	Clinton Ave	City Major	0.052	4	7	Concrete
S 6th St	Juliet St	Fort St	City Major	0.048	3	8	Concrete
S 7th St	condition change	Francis St	City Minor	0.024	6	4	Asphalt

**City of St. Clair 2015 PASER Assessment**  
**All Streets - Alphabetical**

**Appendix A-4**

Road Name	From	To	Legal Sys	Length (Mile)	2015 RATING	2008 RATING	Surf Type
S 7th St	Francis St	Juliet St	City Minor	0.047	5	4	Asphalt
S 7th St	Clinton Ave	Witherall St	City Minor	0.048	4	5	Asphalt
S 7th St	Trumbull St	Jay St	City Minor	0.046	4	3	Asphalt
S 7th St	Jay St	Adams St	City Minor	0.051	3	3	Asphalt
S 7th St	Juliet St	Fort St	City Minor	0.047	2	3	Asphalt
S 7th St	Fort St	Cedar St	City Minor	0.048	2	3	Asphalt
S 7th St	Cedar St	Pine St	City Minor	0.046	2	3	Asphalt
S 7th St	Pine St	Clinton Ave	City Minor	0.052	2	3	Asphalt
S 7th St	Witherall St	Cass St	City Minor	0.048	2	4	Asphalt
S 7th St	Cass St	Trumbull St	City Minor	0.048	2	4	Asphalt
S 7th St	Fred W Moore Hwy	condition change	City Minor	0.024	2	2	Asphalt
S 8th St	Francis St	Juliet St	City Minor	0.048	3	3	Asphalt
S 8th St	Juliet St	Fort St	City Minor	0.047	3	3	Asphalt
S 8th St	Fort St	Cedar St	City Minor	0.048	3	3	Asphalt
S 8th St	Cedar St	Pine St	City Minor	0.046	3	3	Asphalt
S 8th St	Pine St	Clinton Ave	City Minor	0.051	2	3	Asphalt
S 9th St	Jay St	Jay St	City Major	0.027	8	10	Asphalt
S 9th St	Trumbull St	Jay St	City Major	0.048	7	10	Asphalt
S 9th St	Jay St	Adams St	City Major	0.04	7	10	Asphalt
S 9th St	Cass St	Trumbull St	City Major	0.047	6	10	Asphalt
S 9th St	Clinton Ave	Witherall St	City Major	0.051	5	10	Asphalt
S 9th St	Witherall St	Cass St	City Major	0.047	5	10	Asphalt
S 9th St	Fred W Moore Hwy	Francis St	City Minor	0.047	3	3	Asphalt
S 9th St	Francis St	Juliet St	City Minor	0.048	3	3	Asphalt
S 9th St	Juliet St	Fort St	City Minor	0.047	3	3	Asphalt
S 9th St	Fort St	Cedar St	City Minor	0.048	2	2	Asphalt
S 9th St	Cedar St	Pine St	City Minor	0.046	2	3	Asphalt
S 9th St	Pine St	Clinton Ave	City Minor	0.05	1	2	Asphalt
S Carney Dr	surface change	Dead End or Start	City Minor	0.308	7	8	Asphalt
S Carney Dr	Fred W Moore Hwy	surface change	City Minor	0.02	6	10	Concrete
S Carney Dr	Fred W Moore Hwy	Sinclair St	City Major	0.142	5	6	Asphalt
S Carney Dr	Sinclair St	Jackson St	City Major	0.136	5	7	Asphalt
S Carney Dr	S Delano St	N Delano St	City Major	0.064	5	3	Asphalt
S Carney Dr	Jackson St	Clinton Ave	City Major	0.074	4	6	Asphalt
S Carney Dr	Clinton Ave	S Delano St	City Major	0.087	4	6	Asphalt
S Carney Dr	N Delano St	N Carney Dr & Shelldrake Ln	City Major	0.246	4	6	Asphalt
S Delano St	Cox Rd	Ash St	City Minor	0.213	4	5	Asphalt

**City of St. Clair 2015 PASER Assessment**  
**All Streets - Alphabetical**

**Appendix A-4**

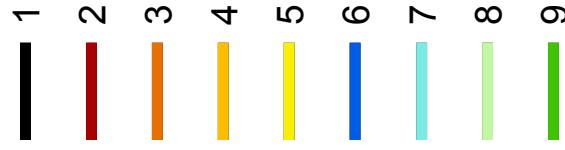
Road Name	From	To	Legal Sys	Length (Mile)	2015 RATING	2008 RATING	Surf Type
S Delano St	Ash St	S Carney Dr	City Minor	0.066	3	5	Asphalt
S Delano St	S Carney Dr	N Delano St	City Minor	0.192	2	4	Asphalt
S Riverside Ave	Oak St	Palmer St	City Minor	0.263	7	9	Asphalt
S Riverside Ave	Palmer St	Harriet St	City Minor	0.181	7	9	Asphalt
S Riverside Ave	Harriet St	Oakland Ave	City Minor	0.151	7	9	Asphalt
Saint Andrews St	Highland Dr	Troon St	City Minor	0.139	2	3	Asphalt
Saint Andrews St	Troon St	N 6th St	City Minor	0.072	2	4	Asphalt
Saint Clair Hwy	CSX Transportation	condition change	City Major	0.044	8	2	Asphalt
Saint Clair Hwy	condition change	Road Closure	City Major	0.196	8	4	Asphalt
Saint Clair Hwy	Palmer St		City Major	0.066	5	4	Asphalt
Saint Clair Hwy		[Surface Segment Split]	City Major	0.381	4	5	Asphalt
Saint Clair Hwy	Goffe St	Mary St	City Major	0.019	3	6	Concrete
Saint Clair Hwy	[Surface Segment Split]	Goffe St	City Major	0.019	3	5	Concrete
Sinclair St	pavement change	S Carney Dr	City Minor	0.132	3	6	Concrete
Sinclair St	Oakwood Ln	pavement change	City Minor	0.077	2	2	Asphalt
Stratford Rd	Devon St	Hawthorne Rd	City Minor	0.159	2	3	Asphalt
Thornapple St	N 5th St	N 4th St	City Minor	0.046	5	3	Asphalt
Thornapple St	N 4th St	N 3rd St	City Minor	0.048	5	3	Asphalt
Thornapple St	N 6th St	N 5th St	City Minor	0.049	4	2	Asphalt
Thornapple St	N 8th St	N 7th St	City Minor	0.048	3	3	Asphalt
Thornapple St	N 9th St	N 8th St	City Minor	0.047	2	2	Asphalt
Thornapple St	N 7th St	N 6th St	City Minor	0.046	2	2	Asphalt
Thornapple St	Dead End or Start	N 9th St	City Minor	0.125	1	2	Asphalt
Troon St	Saint Andrews St	Prestwick St	City Minor	0.074	3	4	Asphalt
Troon St	Prestwick St	Gleneagles St	City Minor	0.07	2	3	Asphalt
Trumbull St	S 5th St	S 4th St	City Major	0.048	4	3	Asphalt
Trumbull St	S 4th St	S 3rd St	City Major	0.048	4	3	Asphalt
Trumbull St	S 3rd St	S 2nd St	City Major	0.046	4	5	Concrete
Trumbull St	Trumbull St	S 2nd St	City Major	0.015	4	6	Concrete
Trumbull St	S 6th St	S 5th St	City Major	0.047	3	3	Asphalt
Trumbull St	Cass/Trumbull Cutoff	N Riverside Ave	City Major	0.045	2	5	Concrete
Trumbull St	S 9th St	S 8th St	City Major	0.048	2	3	Asphalt
Trumbull St	S 8th St	S 7th St	City Major	0.047	2	3	Asphalt
Trumbull St	S 7th St	S 6th St	City Major	0.047	1	3	Asphalt
Turnberry Dr	Turnberry Dr	N 6th St	City Minor	0.211	2	3	Asphalt
Victoria Ct	Vine St	Dead End or Start	City Minor	0.138	2	3	Asphalt
Vine St	N 5th St	N 4th St	City Major	0.047	9	10	Asphalt

**City of St. Clair 2015 PASER Assessment**  
**All Streets - Alphabetical**

**Appendix A-4**

Road Name	From	To	Legal Sys	Length (Mile)	2015 RATING	2008 RATING	Surf Type
Vine St	N 9th St	N 6th St	City Major	0.125	8	10	Asphalt
Vine St	N 6th St	N 6th St	City Major	0.015	8	10	Asphalt
Vine St	N 6th St	N 5th St	City Major	0.05	8	10	Asphalt
Vine St	N 4th St	N 3rd St	City Major	0.047	8	10	Asphalt
Vine St	N 3rd St	N 2nd St	City Major	0.048	8	10	Asphalt
Vine St	N 2nd St	N Riverside Ave	City Major	0.051	8	10	Asphalt
Vine St	condition change	N 9th St	City Major	0.07	8	10	Asphalt
Vine St	N Carney Dr	Snowbird Cir E	City Major	0.254	5	8	Asphalt
Vine St	Snowbird Cir E	CSX Transportation	City Major	0.03	5	8	Asphalt
Vine St	CSX Transportation	N 10th St	City Major	0.128	5	8	Asphalt
Vine St	N 10th St	condition change	City Major	0.055	5	8	Asphalt
Vine St	Cox Rd	Victoria Ct	City Major	0.042	4	3	Asphalt
Vine St	Victoria Ct	N Carney Dr	City Major	0.247	3	4	Asphalt
Waterloo St	N 9th St	N 6th St	City Minor	0.127	6	7	Asphalt
Waterloo St	N 10th St	N 9th St	City Minor	0.124	4	7	Asphalt
West Ct	Karen Ave	Dead End or Start	City Minor	0.054	6	6	Brick
Whiting St	Fred W Moore Hwy	Hugo St	City Minor	0.167	5	6	Asphalt
Whiting St	Hugo St	Hugo St	City Minor	0.006	5	7	Asphalt
Whiting St	Hugo St	Cedar St	City Minor	0.099	5	7	Asphalt
Whiting St	Cedar St	Clinton Ave	City Minor	0.072	4	7	Asphalt
Witherell St	S 9th St	S 8th St	City Minor	0.048	5	3	Asphalt
Witherell St	S 7th St	S 6th St	City Minor	0.048	5	2	Asphalt
Witherell St	S 8th St	S 7th St	City Minor	0.047	4	3	Asphalt
Witherell St	S 10th St	S 9th St	City Minor	0.1	2	3	Asphalt
Witherell St	S 6th St	S 5th St	City Minor	0.046	2	3	Asphalt
Witherell St	S 5th St	S 4th St	City Minor	0.048	2	2	Asphalt
Witherell St	S 4th St	S 3rd St	City Minor	0.047	2	3	Asphalt






DATE PRINTED: September 28, 2015	DATE CREATED: July 31, 2015
SCALE: 1 inch = 1,150 feet	MAP DOCUMENT: 2015_PAPER Ratings
PROJECT NO: 0186-0142	CREATED BY: JCS
	CHECKED BY: JCS

© COPYRIGHT 2015,  
ANDERSON ECKSTEIN  
AND WESTRICK, INC.\*  
\* ALL RIGHTS RESERVED



## 2015 PASER Ratings

*City of St Clair*



**Surface Type**

- Asphalt
- Brick
- Composite
- Concrete

*St Clair  
Township*

*China  
Township*

*East China  
Township*

*City of  
St Clair*

*Lake  
St Clair*

Christian B Haas Dr

Brown St

Vine St

N Cammey Dr

Adams St

Clinton Ave

Fred W Moore Hwy

St Clair Hwy


9th St

6th St

29

29

29

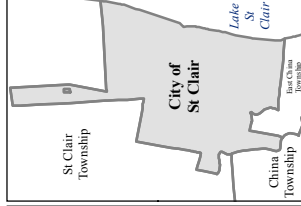


City Limits  
St Clair Communities



**ANDERSON ECKSTEIN  
AND WESTRICK, INC.**  
Civil Engineers • Surveyors • Architects  
61301 Schoonover Road, Suite 204  
East China, Michigan 48829  
Phone: 517-733-2244 Fax: 517-733-2245

DATE: 7/31/2015  
SCALE: 1 inch = 1,150 feet  
PROJECT NO: 0188-0142  
DATE CREATED: July 31, 2015  
MAP DOCUMENT  
CREATED BY: JCS  
CHECKED BY: JCS



St Clair  
Township

City of  
St Clair

China  
Township

**Basemap**

© COPYRIGHT 2015,  
ANDERSON ECKSTEIN  
AND WESTRICK, INC. •  
CLAIR, MICHIGAN •  
\* ALL RIGHTS RESERVED

**CAUTION**  
THIS MAP IS INTENDED FOR  
REFERENCE PURPOSES ONLY.  
ANDERSON ECKSTEIN AND WESTRICK, INC.  
AND THE CITY OF ST CLAIR DO NOT GUARANTEE  
THE ACCURACY OF THIS INFORMATION AND  
ACCEPT NO LIABILITY FOR ANY DAMAGES, SUITS  
OR CLAIMS ARISING FROM  
THE USE OF THIS INFORMATION